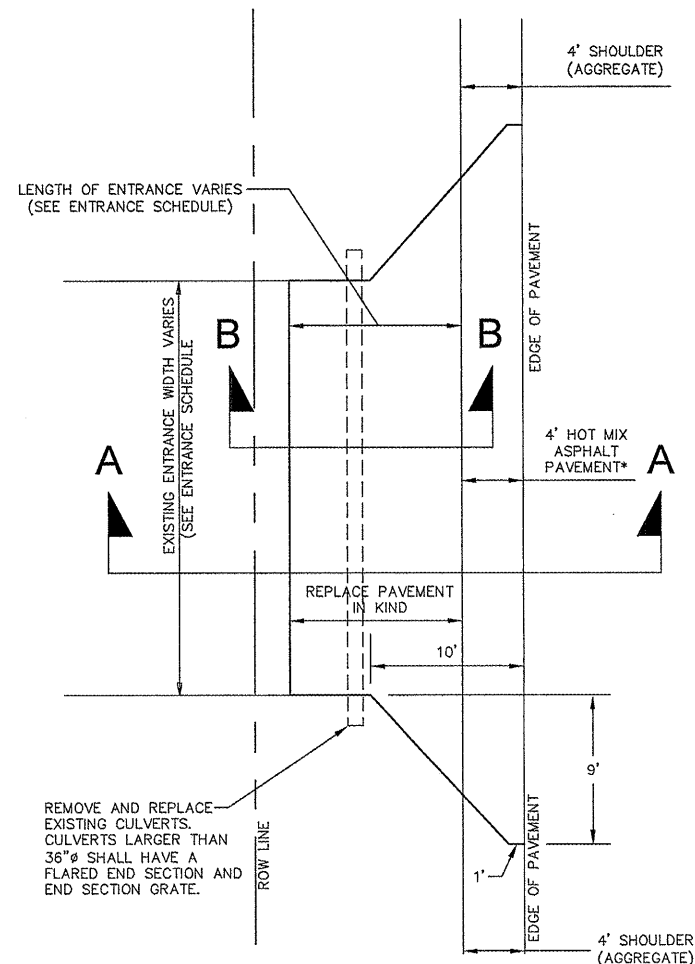
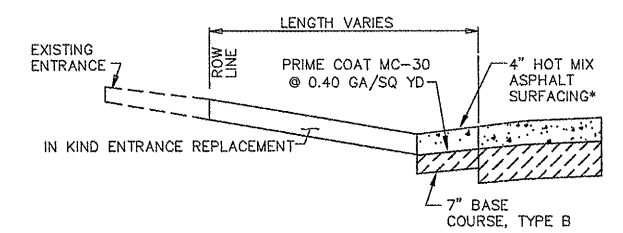


FAS RTE.	SECTION	COUNTY	TOTAL SHEETS	SHEET NO.
748	06-00053-00 RS	JERSEY	110	41
STA. NA		TO STA. NA		
CONTRACT # 97375		PROJECT NO. RS-0748(109)		

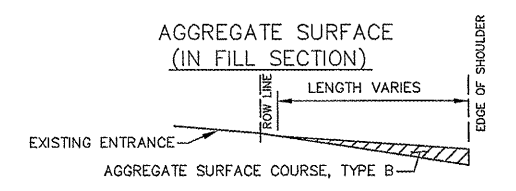
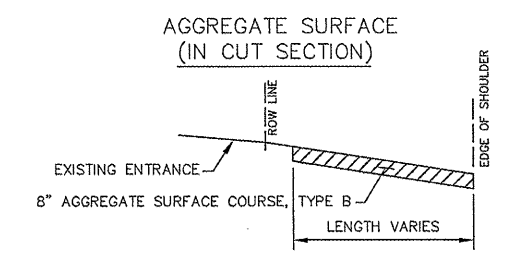
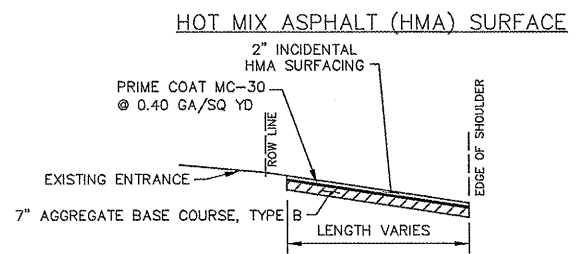
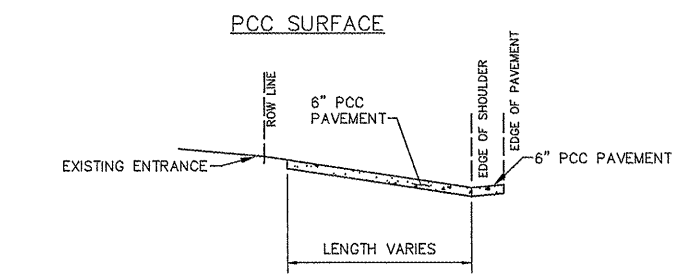


PLAN VIEW



SECTION A-A

*EXCEPT AS SHOWN ON PCC SURFACE DETAIL, THIS SHEET



IN KIND ENTRANCE REPLACEMENT

SECTION B-B

(NOT TO SCALE)

NOTE: ALL ENTRANCES SHALL BE HOT MIX ASPHALT PAVEMENT FROM THE EDGE OF PAVEMENT TO THE SHOULDER LINE EXCEPT WHEN EXISTING ENTRANCES ARE PCC. THE SURFACE BEYOND THE SHOULDER LINE SHALL BE AGGREGATE SURFACE COURSE TYPE B (8") AND WILL EXTEND AS SHOWN ON THE ENTRANCE SCHEDULE. WHEN THE EXISTING ENTRANCE IS PAVED, REPLACEMENT SHALL BE IN KIND.

PROPOSED TYPICAL ENTRANCE DETAIL

(NOT TO SCALE)

REVISIONS	DATE

ILLINOIS DEPARTMENT OF TRANSPORTATION

DETAILS

DELHI ROAD
F.A.S. ROUTE 748
SECTION 06-00053-00-RS
JERSEY COUNTY