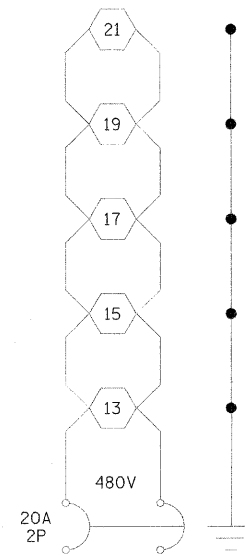
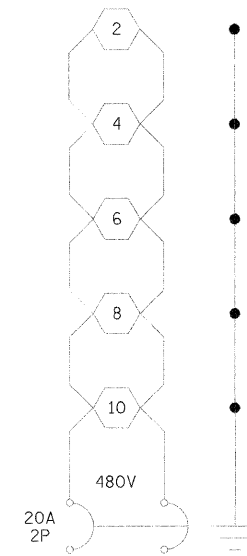


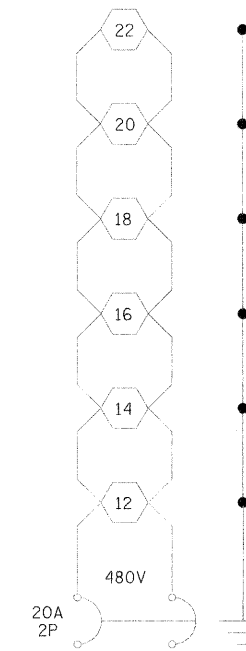
CONTROLLER 1 CKT. A



CONTROLLER 1 CKT. B



CONTROLLER 1 CKT. C



CONTROLLER 1 CKT. D

**LEGEND**

 400W ROADWAY LUMINAIRE

FILE NAME = c:\npw_work\NPWIDOT\SHEPARDD\dsms47330\F	USER NAME = shepardgd	DESIGNED -	REVISED -	<b>STATE OF ILLINOIS DEPARTMENT OF TRANSPORTATION</b>	<b>PROPOSED HIGHWAY LIGHTING CIRCUIT DIAGRAMS</b>	F.A.P. RTE.	SECTION	COUNTY	TOTAL SHEETS	SHEET NO.
	dstm13-shr-11ght.dgn	DRAWN -	REVISED -			331	(1-2)N-2,R;(1X-1)N-3,R-2	WILLIAMSON	202	93
	PLOT SCALE = 50.0000' / IN.	CHECKED -	REVISED -			CONTRACT NO. 98857				
	PLOT DATE = 10/14/2009	DATE -	REVISED -			ILLINOIS FED. AID PROJECT				
					SCALE:	SHEET NO. OF SHEETS		STA. 653+00.00 TO STA. 668+00.00		