

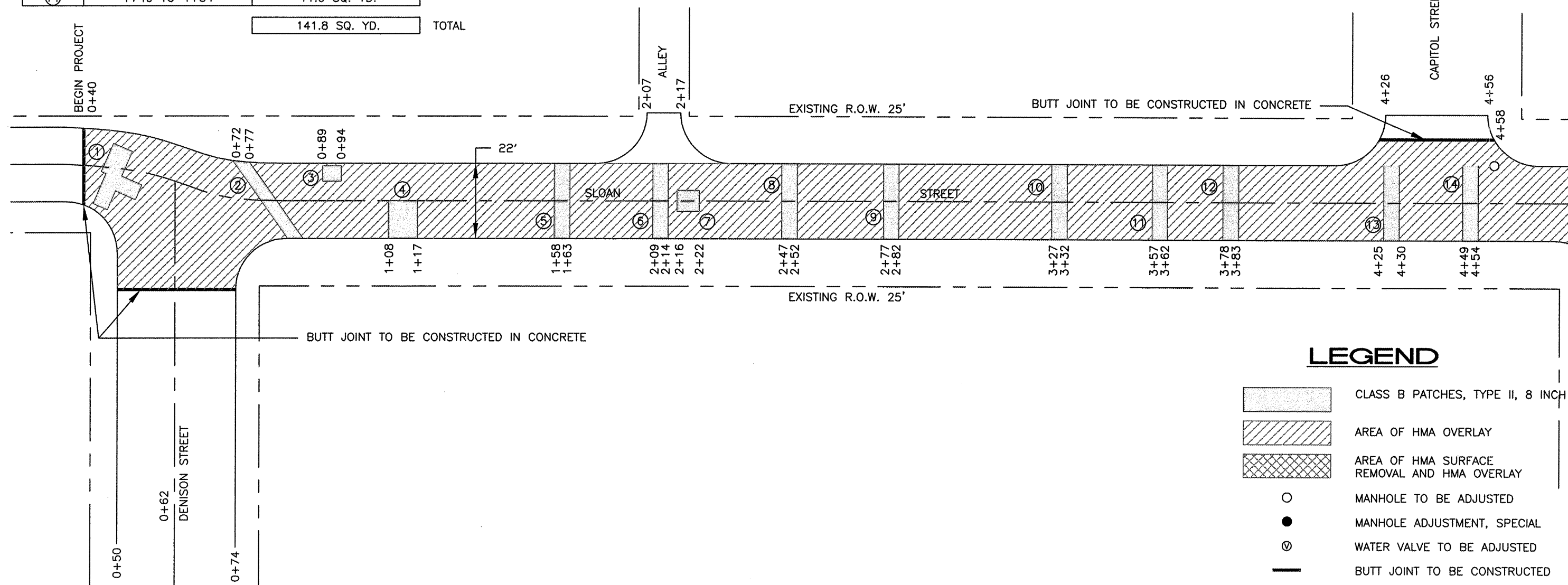
Route	Section	County	Total Sheets	Sheet No.
9550	09-00086-00-RS	SALINE	12	4
City of Harrisburg		Sloan Street		

CONTRACT NO. 99401


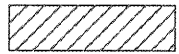







CLASS B PATCHES, TYPE II, 8 INCH		
AREA #	LOCATION	QUANTITY
①	0+50	14.0 SQ. YD.
②	0+72 TO 0+77	11.3 SQ. YD.
③	0+89 TO 0+94	2.8 SQ. YD.
④	1+08 TO 1+17	10.4 SQ. YD.
⑤	1+58 TO 1+63	11.0 SQ. YD.
⑥	2+09 TO 2+14	11.0 SQ. YD.
⑦	2+16 TO 2+22	4.3 SQ. YD.
⑧	2+47 TO 2+52	11.0 SQ. YD.
⑨	2+77 TO 2+82	11.0 SQ. YD.
⑩	3+27 TO 3+32	11.0 SQ. YD.
⑪	3+57 TO 3+62	11.0 SQ. YD.
⑫	3+78 TO 3+83	11.0 SQ. YD.
⑬	4+25 TO 4+30	11.0 SQ. YD.
⑭	4+49 TO 4+54	11.0 SQ. YD.

141.8 SQ. YD. TOTAL



LEGEND

-  CLASS B PATCHES, TYPE II, 8 INCH
-  AREA OF HMA OVERLAY
-  AREA OF HMA SURFACE REMOVAL AND HMA OVERLAY
-  MANHOLE TO BE ADJUSTED
-  MANHOLE ADJUSTMENT, SPECIAL
-  WATER VALVE TO BE ADJUSTED
-  BUTT JOINT TO BE CONSTRUCTED

SLOAN STREET - DENISON STREET TO CAPITOL STREET
STATION 0+40 TO 4+58