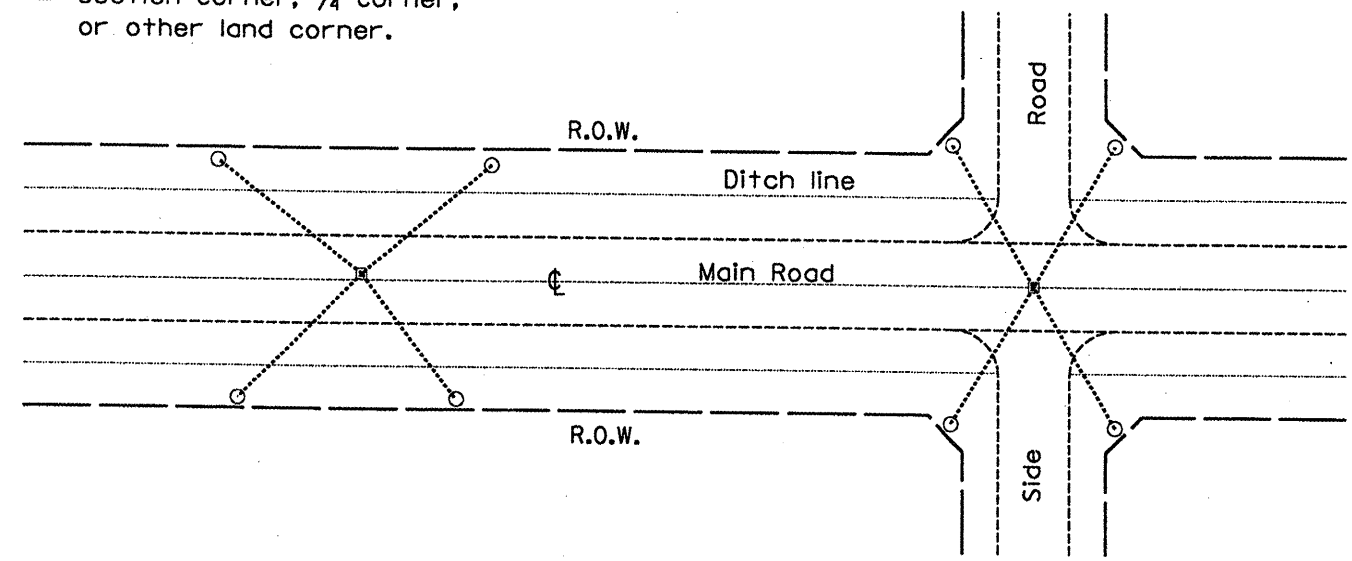


F.A.P. RTE.	SECTION	COUNTY	TOTAL SHEETS	SHEET NO.
253	681BR, BR-11	MARSHALL	77	90
STA.		TO STA.		
FED. ROAD DIST. NO.		ILLINOIS FED. AID PROJECT		

PERMANENT SURVEY TIES

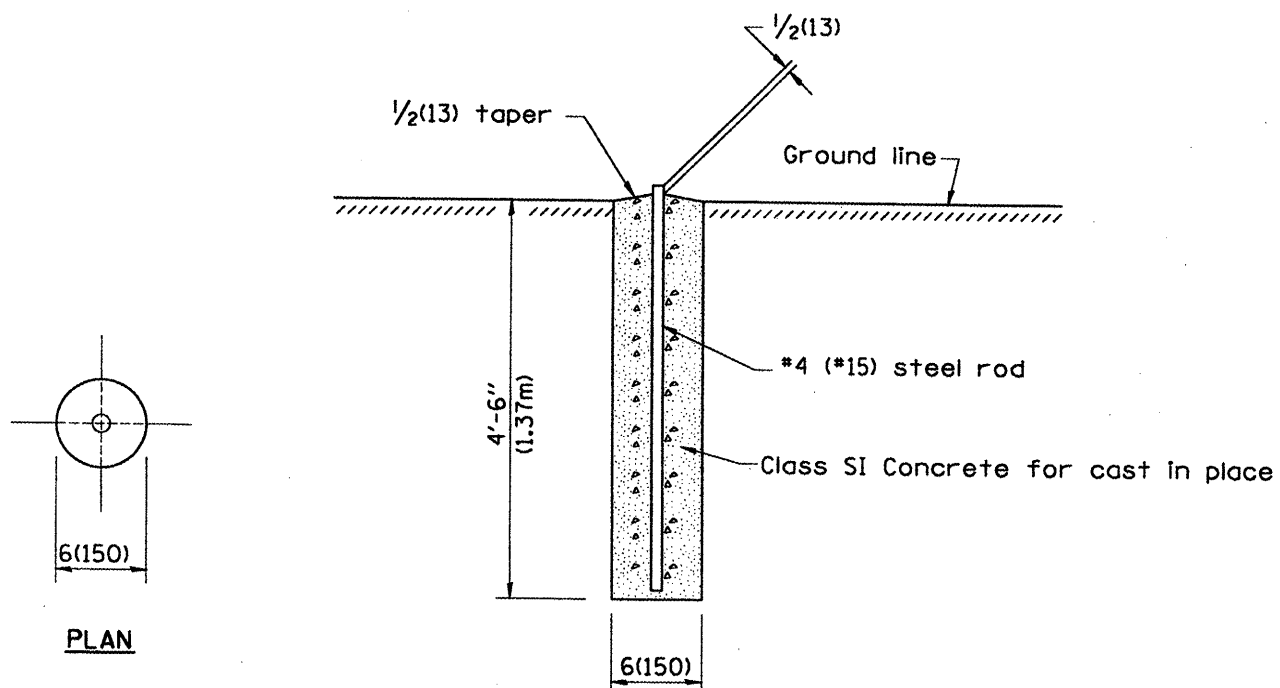
- Permanent Survey Tie
- Section Corner, 1/4 Corner, or other land corner.



TYPICAL APPLICATION

GENERAL NOTES

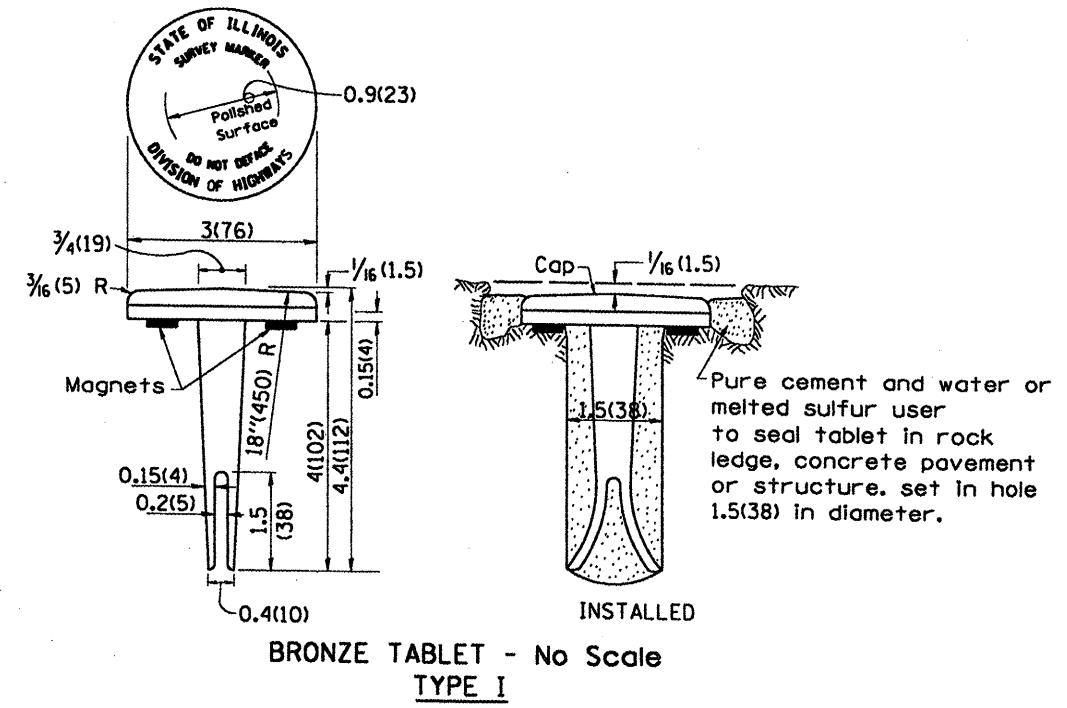
1. The marker shall be cast in place of Class SI Concrete.
2. Tie marker shall be installed after the final seeding has been completed unless otherwise specified by the Engineer.
3. The tie distances to the section corner shall be measured and recorded by the IDOT Chief of Surveys.



PLAN

SECTION

PERMANENT SURVEY MARKERS

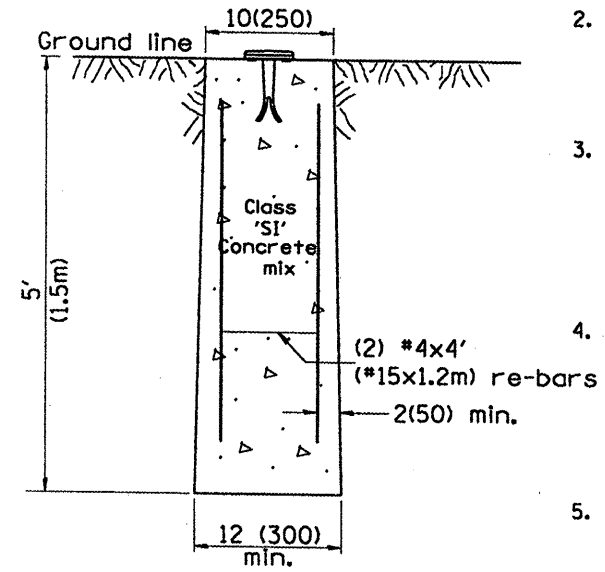


BRONZE TABLET - No Scale
TYPE I

GENERAL NOTES

1. All type II markers shall be cast in place, and precast markers will not be allowed.
2. Two permanent magnets, each having a diameter of 3/4 (19) and a thickness of 1/4 (6), or equivalent, shall be attached to the underside of the tablet with an approved epoxy bonding agent.
3. The location of the markers shall be in accordance with the plans in general, the markers will be placed at the P.T.'s and P.C.'s of horizontal curves and spaces along the tangents in a way that a minimum of two markers are always inter-visible, and not to exceed 1000' (300m).
4. The markers shall be placed under the direction of the Engineer and shall be installed in a workmanlike manner in order that there will be no further settlement or horizontal shifting. The monuments shall be placed in a way that the survey point will fall within the portion of the plaque provided for that purpose.
5. The project designation, the centerline station, the survey point, and the elevation shall be permanently marked by the use of metal dies after marker has been installed.

All dimensions are in inches (millimeters) unless otherwise noted.



MARKER CAST IN PLACE
TYPE II

ILLINOIS DEPARTMENT OF TRANSPORTATION
DISTRICT CADD STANDARD

PERMANENT SURVEY TIE & PERMANENT SURVEY MARKERS TY.I - TY.II		
CADD STD. NO. 667101-D4	DRAWN BY CADD	
SCALE: NOT DRAWN TO SCALE	CHECKED BY	

DATE	REVISIONS	BY
1-1-97	RENUM. D-3.01, NEW REVISION BOX	T.P.
	ADD DESIGNER NOTE, REVISED TITLE BOX	
7-7-98	ADD DESIGNER NOTE	J.A.
5-24-06	REMOVED GEN. NOTE UNDER TIES	M.A.
10-16-06	REVISED TO 2007 SPEC.	M.A.

DDN-ONLY c:\projects\11251\Survey\062000\misc\det.dgn