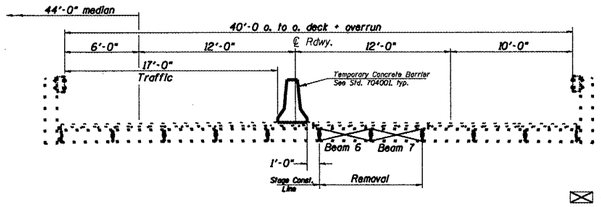

ELEVATION
(Span 1, Looking S.)
(Stage I)

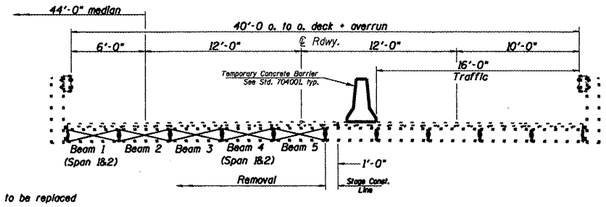

Beam to be replaced

ELEVATION
(Span 1, Looking S.)
(Stage II)

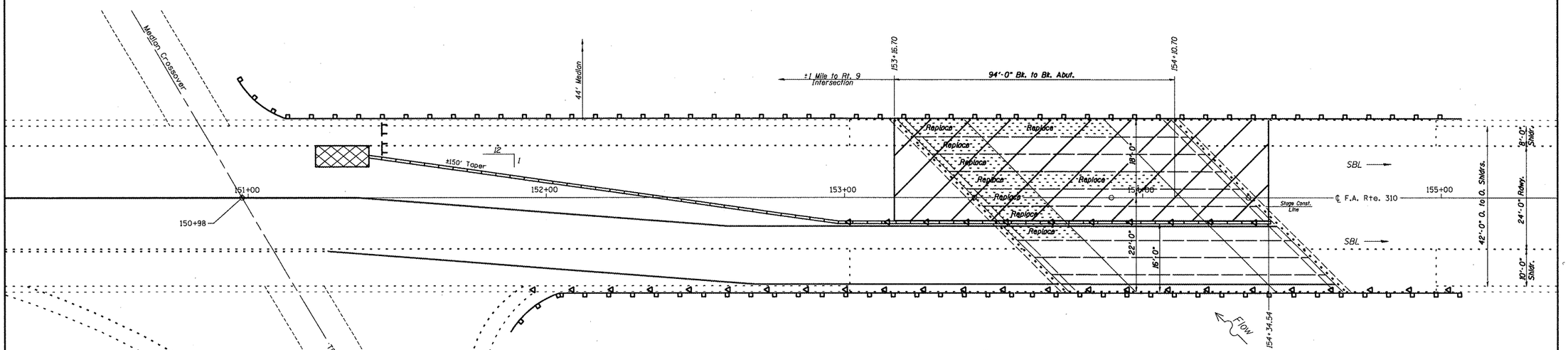

PLAN
(Stage II Shown)

SYMBOLS

- Work Area
- Temporary Concrete Barrier
- Monodirectional Barrier Marker
- Temporary Concrete Barrier
- Type III Barricade
- Impact Attenuator NRD TL3

NOTES

Refer to Highway Standard 701423 in conjunction with this sheet for exact placement of traffic management devices and other clarifications as construction staging symbols and dimensioning were duplicated off of this standard.

Lane staging order was chosen by Bridge Office Design for construction continuity of reinforcement in the overlay.

TYPE III BARRICADES shall be used behind the Attenuator as shown and recommended by D4 Traffic Control Tech. Cost to be included with T.C. Standard 701423.

SN.055-0027 US.67SB
over Farmers Fork

FILE NAME = Emergency Bridge Repl	USER NAME = $USER$	DESIGNED - CEJ	REVISED - ___	STATE OF ILLINOIS DEPARTMENT OF TRANSPORTATION	TRAFFIC CONTROL STAGING	F.A.P. RTE.	SECTION	COUNTY	TOTAL SHEETS	SHEET NO.
$FILEL$ S:\GEN\DRAFT\STDS&PLNS\BRIDGE CONTRACTS\Emergency PPC Beam Repairs\68850 SN055-0027 Farmers Fork.dgn		DRAWN - CEJ	REVISED - ___			313	(38B-2)I	McDONOUGH	16	8
	PLOT SCALE = $SCALE$	CHECKED - ___	REVISED - ___			PPC BEAM REPLACEMENT		CONTRACT NO. 68850		
	PLOT DATE = $DATE$	DATE - 8-28-2008	REVISED - ___		SCALE: _____ SHEET NO. __ OF ___ SHEETS STA. _____ TO STA. _____	FED. ROAD DIST. NO. 4	ILLINOIS	FED. AID PROJECT		