ROUTE NO.	SECTION	COUNTY	TOTAL SHEETS	SHEET NO.
FAP 328	*	CLAY	109	69
FED. ROAD DIST. NO.	ILLINOIS	FED. AID PROJECT-		

SHEET NO. 12
18 SHEETS

CONTRACT NO. 74107 *(8BR-4)B-1

STATE OF ILLINOIS
DEPARTMENT OF TRANSPORTATION

Note: Pour Approach Pavemant seat monolithically with cap.

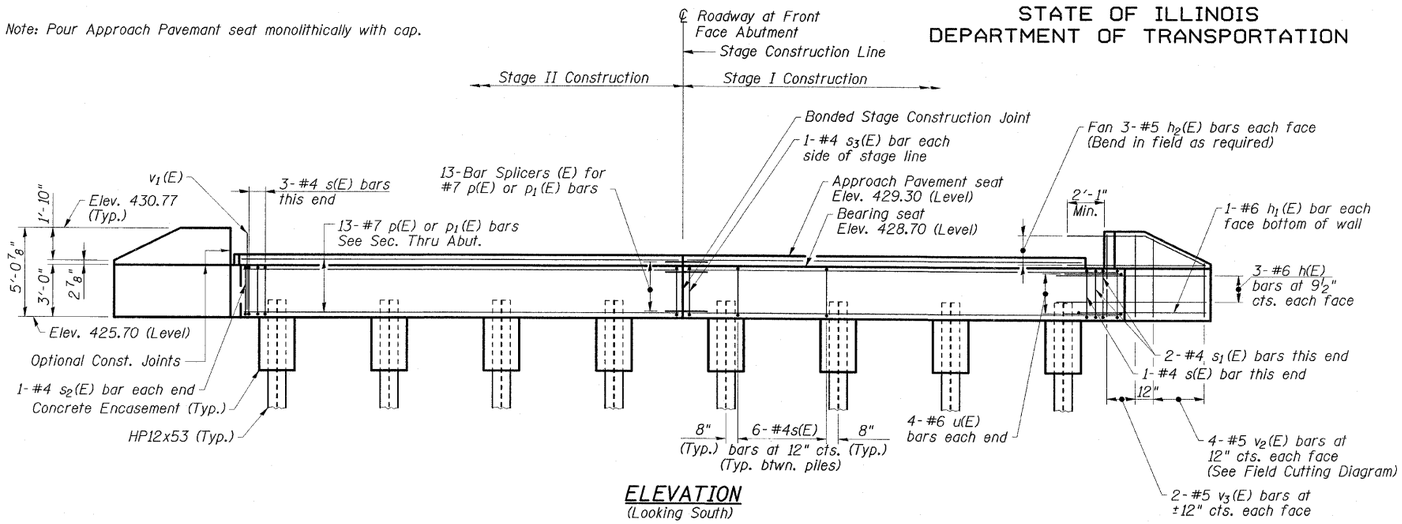

ELEVATION
(Looking South)

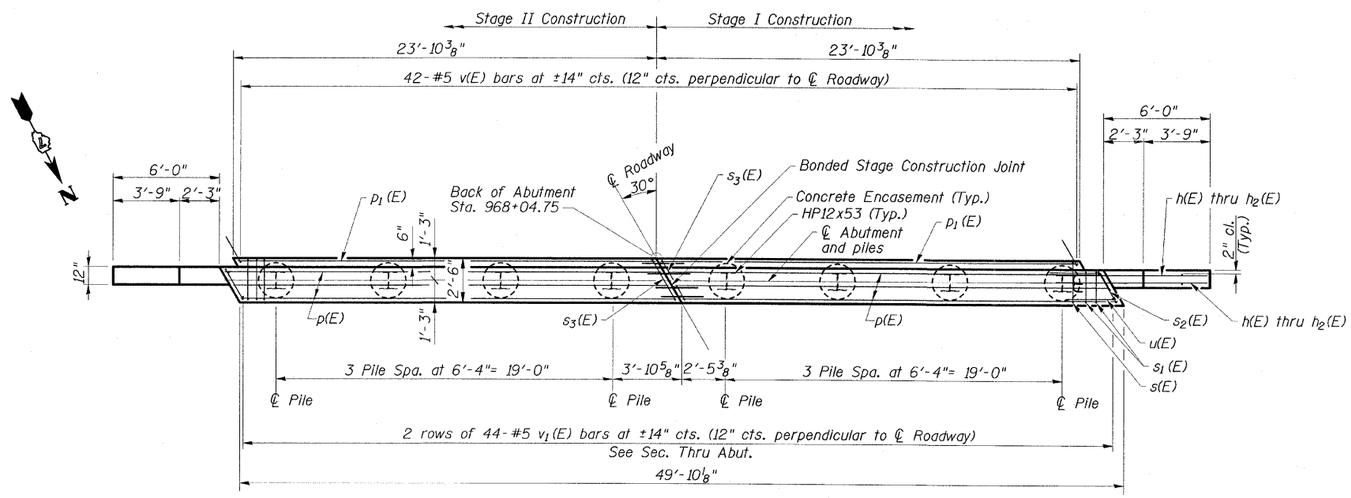

PLAN

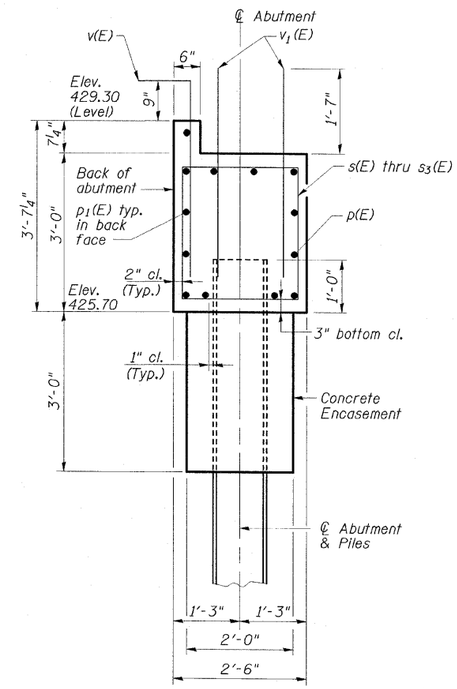

SECTION THRU SOUTH ABUTMENT

SOUTH ABUTMENT BILL OF MATERIAL

Bar	No.	Size	Length	Shape
h(E)	12	#6	8'-5"	
h1(E)	4	#6	8'-2"	
h2(E)	12	#5	8'-5"	
p(E)	16	#7	24'-7"	
p1(E)	10	#7	23'-6"	
s(E)	46	#4	10'-3"	
s1(E)	2	#4	9'-3"	
s2(E)	2	#4	9'-9"	
s3(E)	2	#4	10'-11"	
u(E)	8	#6	7'-6"	
v(E)	42	#5	4'-9"	
v1(E)	88	#5	3'-11"	
v2(E)	8	#5	7'-4"	
v3(E)	8	#5	4'-8"	
Structure Excavation			Cu. Yd.	75
Concrete Structures			Cu. Yd.	16.3
Reinforcement Bars, Epoxy Coated			Pound	2705
Furnishing Steel Piles, HP12x53			Lin. Ft.	609.0
Driving Piles			Lin. Ft.	609.0
Test Pile, Steel HP12x53			Each	1
Concrete Encasement			Cu. Yd.	2.8
Porous Granular Embankment, Special			Cu. Yd.	27
Geocomposite Wall Drain			Sq. Yd.	20
Pipe Underdrains for Structures, 4"			Foot	75

For details of piles and Concrete Encasement, see Sheet 16 of 18.
For details of Bar Splicers, see Sheet 15 of 18.

PILE DATA
Type: Steel HP12x53
Nominal Required Bearing: 419 kips
Factored Resistance Available: 209.5 kips
Estimated Length: 87.0'
No. Production Piles: 7
No. Test Piles: 1

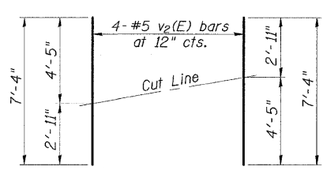

BAR $v_2(E)$

FIELD CUTTING DIAGRAM
Order $v_2(E)$ full length. Cut as shown and use remainder of bars in opposite face.

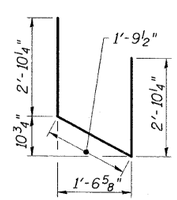

BAR u(E)

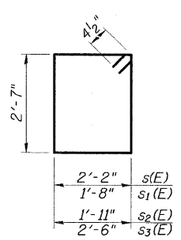

BARS s(E) thru $s_3(E)$

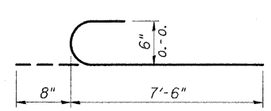

BAR $h_1(E)$

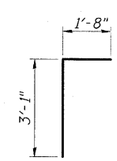

BAR v(E)

ESCA CONSULTANTS, INC.		
DESIGNED BY:	MTD	04/08
DRAWN BY:	DWH	04/08
CHECKED BY:	DAJ	05/08
APPROVED BY:	RDP	08/08

SOUTH ABUTMENT
US 45 OVER SEMINARY CREEK
FAP ROUTE 328 - SECTION (8BR-4)B-1
CLAY COUNTY
STATION 968+56.00
STRUCTURE NO. 013-0043