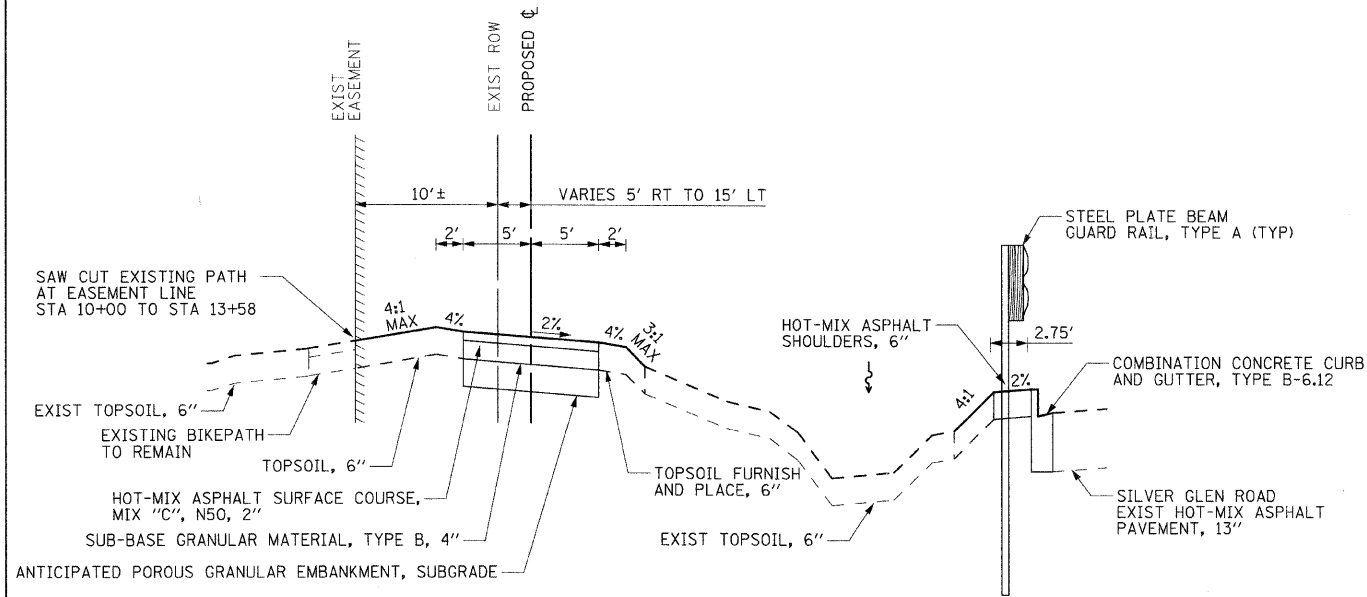
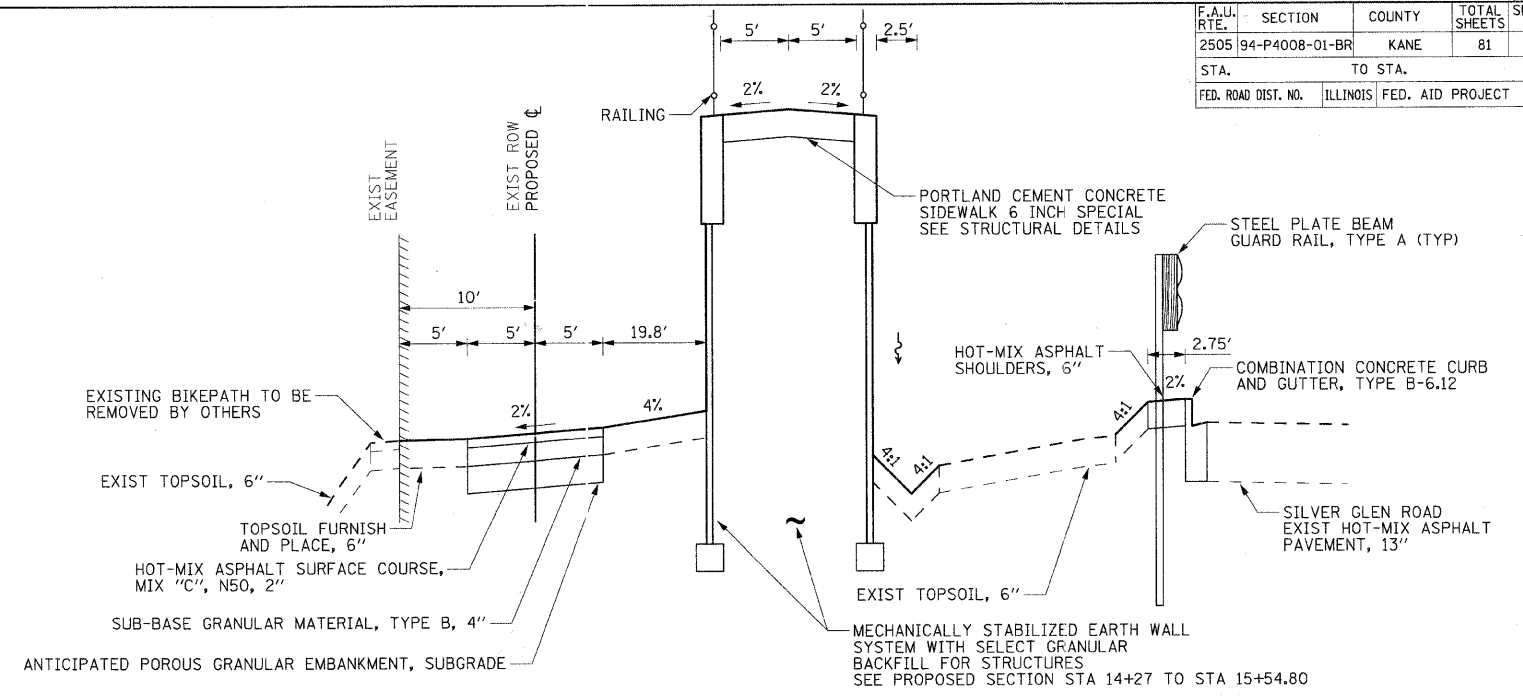


F.A.U. RTE.	SECTION	COUNTY	TOTAL SHEETS	SHEET NO.
2505	94-P4008-01-BR	KANE	81	6
STA.		TO STA.		
FED. ROAD DIST. NO.		ILLINOIS FED. AID PROJECT		



PROPOSED SECTION - BIKE PATH
STA 10+02.97 TO STA 12+00

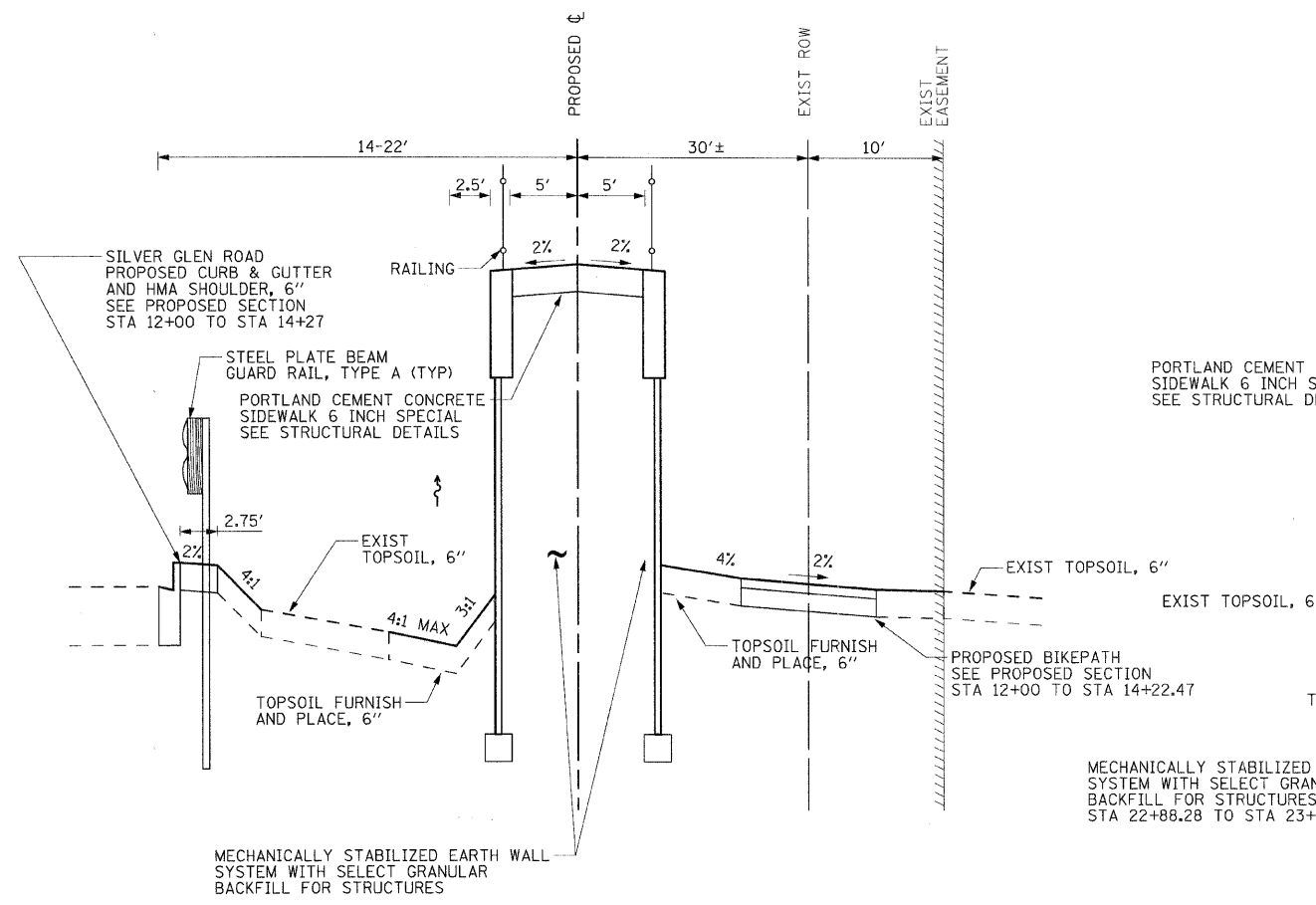


PROPOSED SECTION - BIKE PATH
STA 12+00 TO STA 14+27

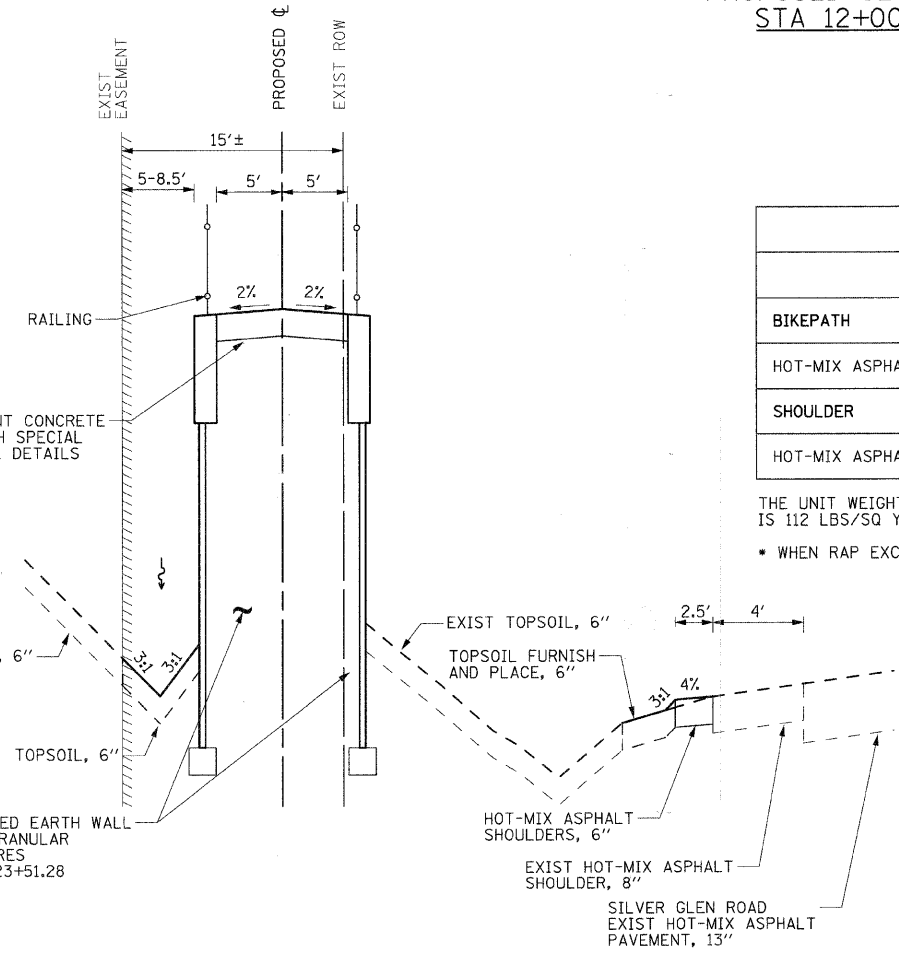
OMITTING ELEVATED PATH SECTIONS
STA 15+50.39 TO STA 22+92.70
SEE STRUCTURAL PLANS

HOT-MIX ASPHALT MIXTURE REQUIREMENTS		
MIXTURE TYPE	AC TYPE	AIR VOIDS
BIKEPATH		
HOT-MIX ASPHALT SURFACE COURSE, MIX "C", N50, (IL 9.5 mm) 2"	PG 64-22	4% @ 50 GYR
SHOULDER		
HOT-MIX ASPHALT SHOULDER 6"	PG 64-22*	2% @ 30 GYR

THE UNIT WEIGHT USED TO CALCULATE ALL HMA SURFACE MIXTURE QUANTITIES IS 112 LBS/SQ YD/IN
* WHEN RAP EXCEEDS 20%, THE NEW ASPHALT BINDER IN THE MIX SHALL BE PG-22.



PROPOSED SECTION - BIKE PATH
STA 14+27 TO STA 15+50.39



PROPOSED SECTION - BIKE PATH
STA 22+92.70 TO STA 23+91.47

RHA&A
Robert H. Anderson & Associates, Inc.
Consulting Engineers
License No. 184-005281

REVISIONS	
NAME	DATE

ILLINOIS DEPARTMENT OF TRANSPORTATION
PEDESTRIAN BRIDGE OVER
RANDALL ROAD AT SILVER GLEN ROAD
FAU 2505, SECTION 94-P4008-01-BR
STRUCTURE NUMBER 045-9000
TYPICAL SECTIONS
SHEET 2 OF 3
SCALE: VERT. NONE
HORIZ. NONE
DATE: OCTOBER 31, 2008
DRAWN BY: TC
CHECKED BY: SBP

11/4/2008
H:\STC\p-r-k\d\stc\1168648\k\B-ridge\Design\Draw\1168648\TXB2.dgn
PLOT NAME = H:\STC\p-r-k\d\stc\1168648\k\B-ridge\Design\Draw\1168648\TXB2.dgn
PLOT SCALE = NONE
REFERENCE = #REF*