

CURVED BAR DIMENSIONS

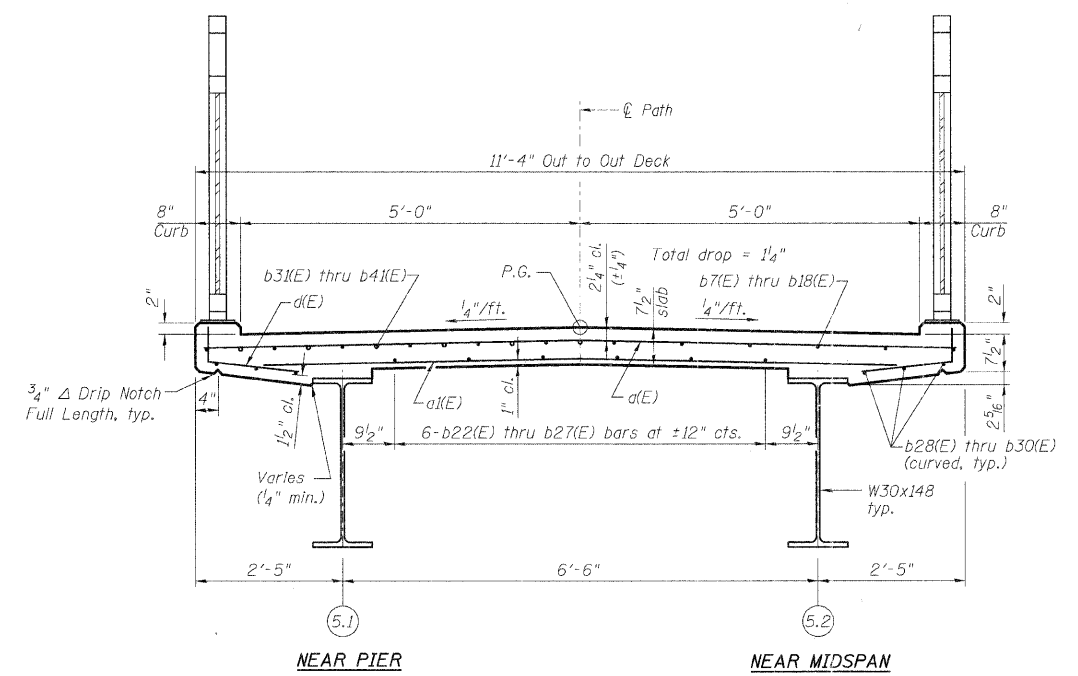
Bar	R (ft)	L (ft)
b7(E)	175.5	28'-9"
b8(E)	174.5	28'-7"
b9(E)	173.5	28'-5"
b10(E)	172.5	28'-4"
b11(E)	171.5	28'-2"
b12(E)	170.5	28'-1"
b13(E)	169.5	27'-11"
b14(E)	168.5	27'-9"
b15(E)	167.5	27'-8"
b16(E)	166.5	27'-6"
b17(E)	165.5	27'-5"
b18(E)	164.5	27'-3"
b19(E)	175.5	25'-9"
b20(E)	174.75	25'-8"
b21(E)	174.0	25'-7"
b22(E)	172.5	25'-5"
b23(E)	171.5	25'-4"
b24(E)	170.5	25'-2"
b25(E)	169.5	25'-1"
b26(E)	168.5	24'-11"
b27(E)	167.5	24'-10"
b28(E)	166.0	24'-8"
b29(E)	165.25	24'-7"
b30(E)	164.5	24'-6"
b31(E)	175.0	27'-2"
b32(E)	174.0	27'-2"
b33(E)	173.0	27'-2"
b34(E)	172.0	27'-2"
b35(E)	171.0	27'-2"
b36(E)	170.0	27'-2"
b37(E)	169.0	27'-2"
b38(E)	168.0	27'-2"
b39(E)	167.0	27'-2"
b40(E)	166.0	27'-2"
b41(E)	165.0	27'-2"

MIN. BAR LAP
#5 bar = 2'-2"

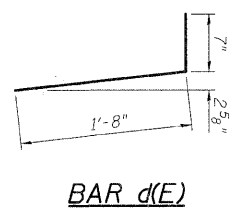
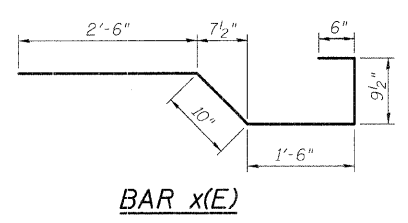
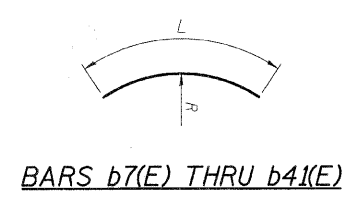
**UNIT 5
BILL OF MATERIAL**

Bar	No.	Size	Length	Shape
a1(E)	219	#5	11'-0"	—
a2(E)	209	#5	10'-4"	—
a3(E)	6	#5	6'-3"	—
b7(E)	8	#5	28'-9"	⤿
b8(E)	8	#5	28'-7"	⤿
b9(E)	8	#5	28'-5"	⤿
b10(E)	8	#5	28'-4"	⤿
b11(E)	8	#5	28'-2"	⤿
b12(E)	8	#5	28'-1"	⤿
b13(E)	8	#5	27'-11"	⤿
b14(E)	8	#5	27'-9"	⤿
b15(E)	8	#5	27'-8"	⤿
b16(E)	8	#5	27'-6"	⤿
b17(E)	8	#5	27'-5"	⤿
b18(E)	8	#5	27'-3"	⤿
b19(E)	9	#5	25'-9"	⤿
b20(E)	9	#5	25'-8"	⤿
b21(E)	9	#5	25'-7"	⤿
b22(E)	9	#5	25'-5"	⤿
b23(E)	9	#5	25'-4"	⤿
b24(E)	9	#5	25'-2"	⤿
b25(E)	9	#5	25'-1"	⤿
b26(E)	9	#5	24'-11"	⤿
b27(E)	9	#5	24'-10"	⤿
b28(E)	9	#5	24'-8"	⤿
b29(E)	9	#5	24'-7"	⤿
b30(E)	9	#5	24'-6"	⤿
b31(E)	2	#6	27'-2"	⤿
b32(E)	2	#6	27'-2"	⤿
b33(E)	2	#6	27'-2"	⤿
b34(E)	2	#6	27'-2"	⤿
b35(E)	2	#6	27'-2"	⤿
b36(E)	2	#6	27'-2"	⤿
b37(E)	2	#6	27'-2"	⤿
b38(E)	2	#6	27'-2"	⤿
b39(E)	2	#6	27'-2"	⤿
b40(E)	2	#6	27'-2"	⤿
b41(E)	2	#6	27'-2"	⤿
d(E)	418	#5	2'-5"	—
x(E)	14	#5	6'-1 1/2"	—

PLAN
(Unit 5)



CROSS SECTION
(Unit 5 - Looking East)



NOTES:

For section A1-A1 and A3-A3 see Sheet S-14.
Bars indicated thus 20 x 3-#5 etc. indicates 20 lines of bars with 3 lengths per line.

DESIGNED MJD	Concrete Superstructure	Cu. Yd.	63.5
CHECKED AEU	Reinforcement Bars, Epoxy Coated	Pound	12,480
DRAWN MJD			
CHECKED AEU			

RHA&A
Robert H. Anderson & Associates, Inc.
Consulting Engineers
License No. 184-005281

DECK PLAN & CROSS SECTION UNIT 5
PEDESTRIAN BRIDGE OVER RANDALL ROAD AT SILVER GLEN ROAD AT SILVER GLEN ROAD
FAU 2505, SECTION 94-P4008-01-BR
KANE COUNTY
STRUCTURE NO. 045-9000
DATE: OCTOBER 31, 2008