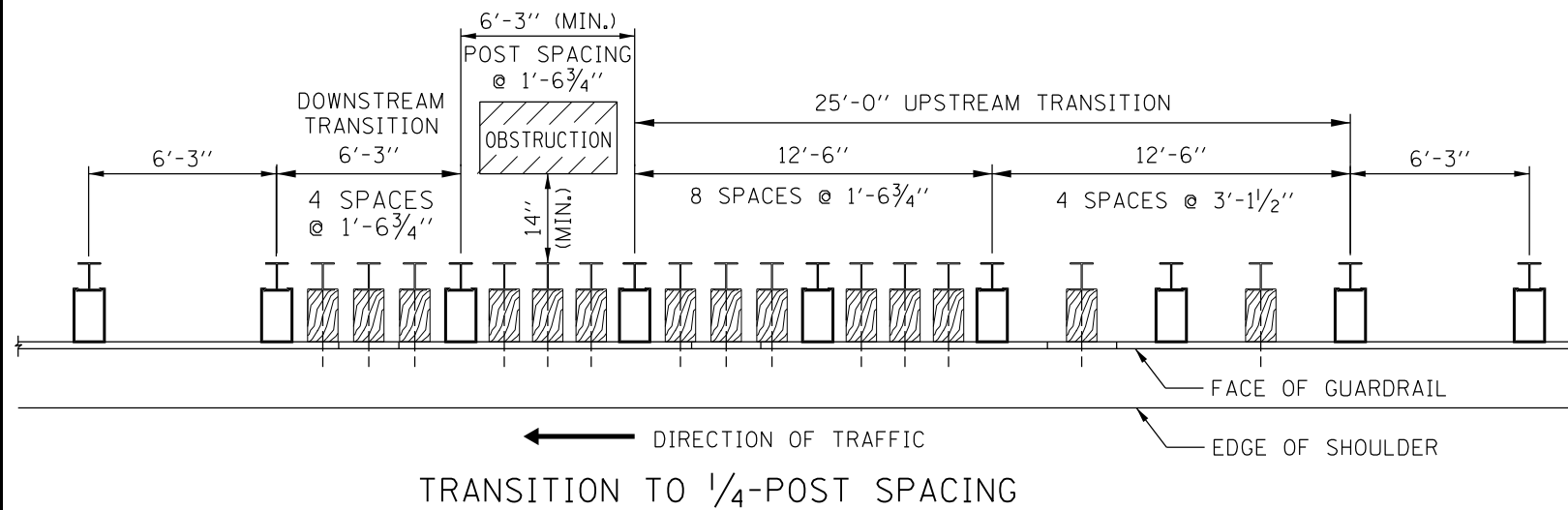
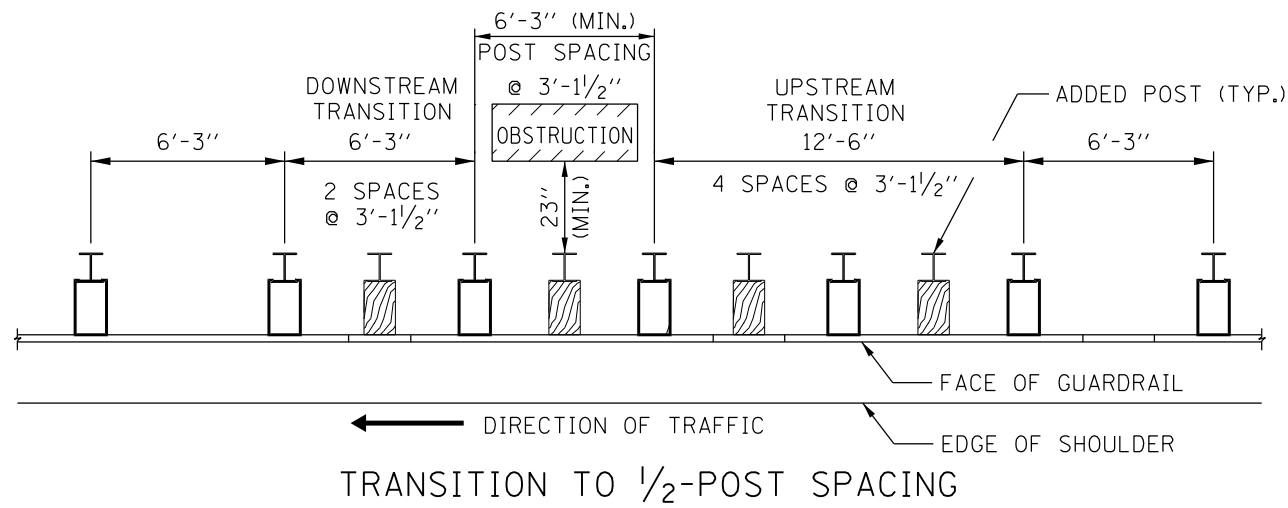


TABLE 2

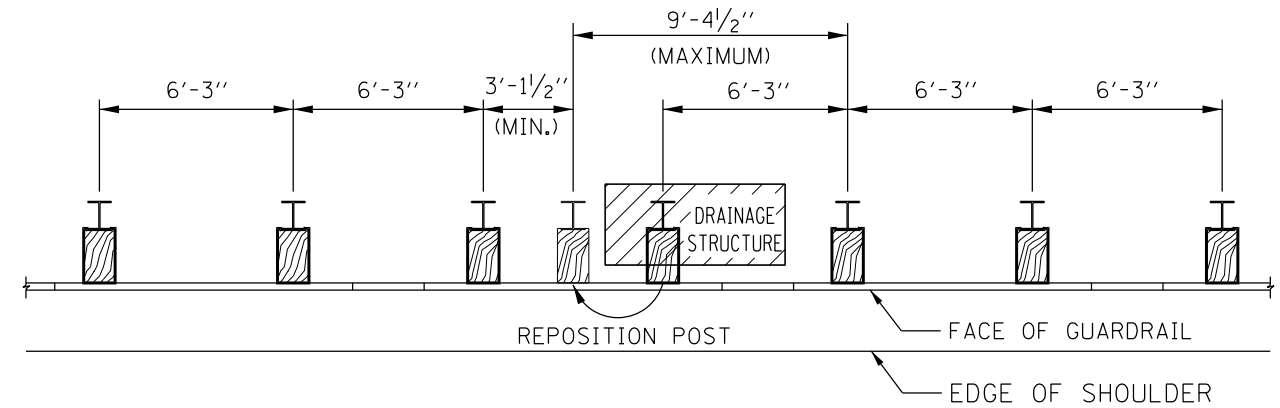
BARRIER CLEARANCE DISTANCE

GUARDRAIL SYSTEM	POST SPACING	DESIRABLE BARRIER CLEARANCE DISTANCE	MINIMUM BARRIER CLEARANCE DISTANCE
TYPE A	6'-3"	42"	28"
TYPE B 1/2 POST SPACING	3'-1 1/2"	30"	23"
TYPE C 1/4 POST SPACING	1'-6 3/4"	24"	14"

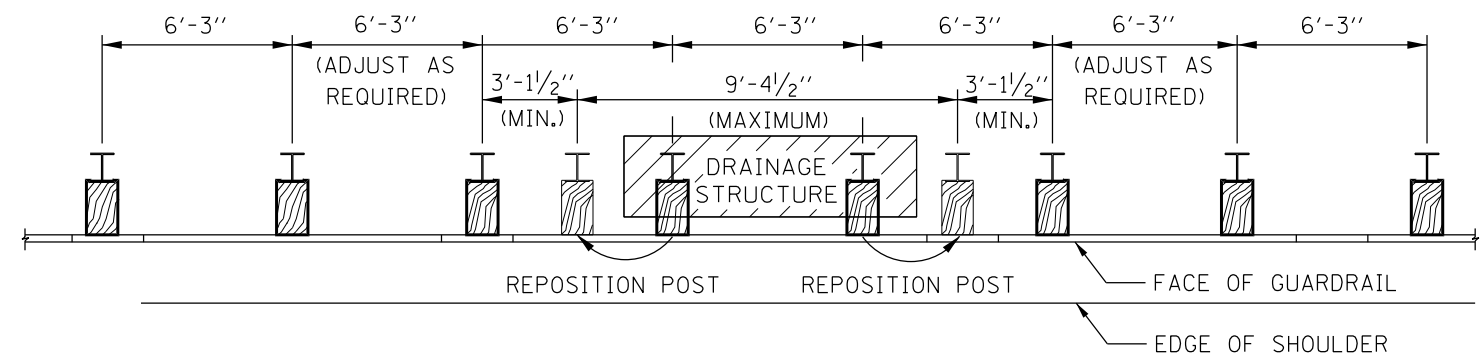


NOTES:

1. DESIRABLE BARRIER CLEARANCE DISTANCES SHALL BE USED FOR ALL NEW INSTALLATIONS.
2. MINIMUM BARRIER CLEARANCE DISTANCES ARE ONLY TO BE USED FOR EXISTING OBSTRUCTIONS.
3. WHEN LENGTH OF OBSTRUCTION IS 1'-3" OR LESS, THE DOWNSTREAM TRANSITION SHALL BE OMITTED.



TYPE A GUARDRAIL-DRAINAGE STRUCTURE CONFLICT
ONE POST



TYPE A GUARDRAIL - DRAINAGE STRUCTURE CONFLICT
TWO POSTS

NOTES:

1. GUARDRAIL POSTS SHALL NOT BE ELIMINATED; ALL POSTS MUST BE USED.
2. GUARDRAIL POSTS SHALL NOT BE SET BACK TO AVOID CONFLICTS WITH A DRAINAGE STRUCTURE.
3. NO MODIFICATIONS OF ANY KIND TO THE TRANSITION POST SPACING ARE ALLOWED.



GALVANIZED STEEL PLATE
BEAM GUARDRAIL

STANDARD C1-05

APPROVED *Paul Kovacs* DATE 7-1-2009
CHIEF ENGINEER