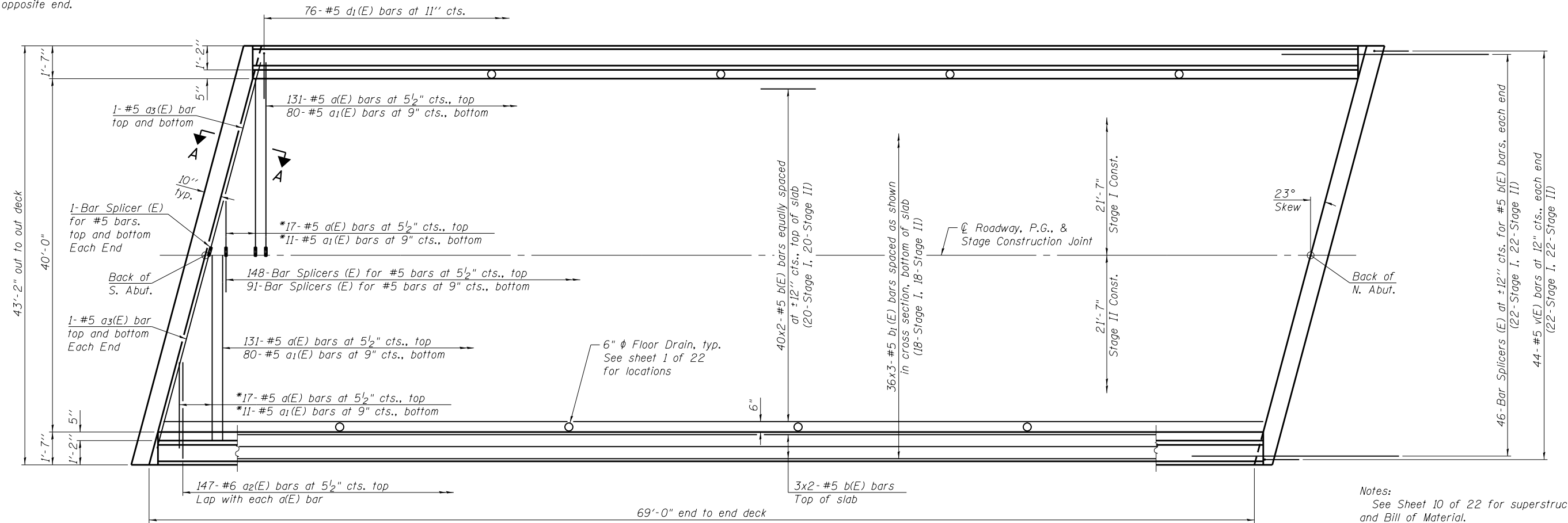


* Order a(E) and a₁(E) bars full length.
Cut to fit skew and use remainder
of bars in opposite end.

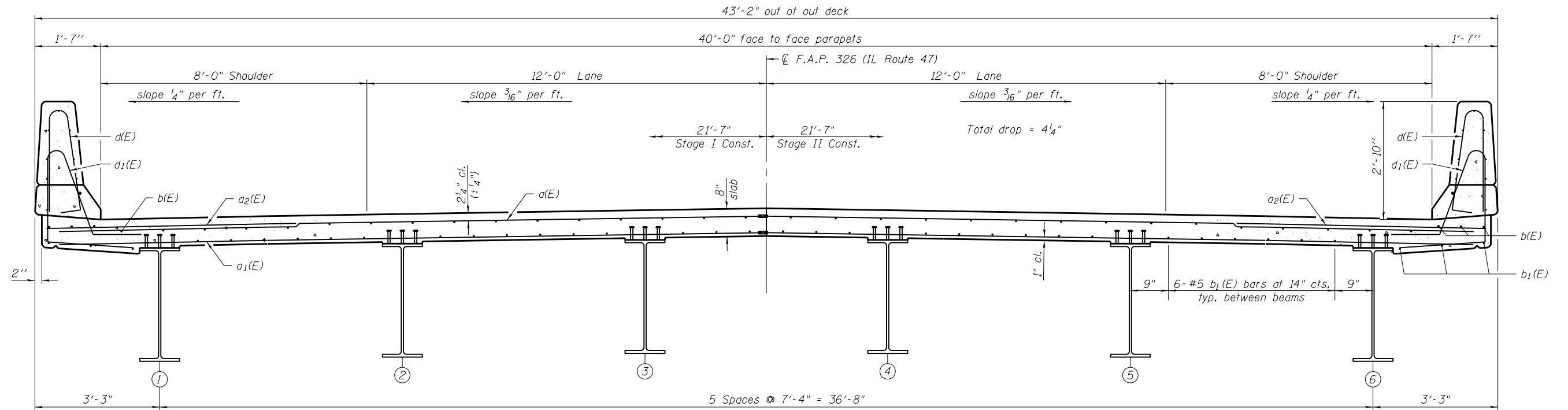
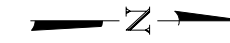


Notes:
See Sheet 10 of 22 for superstructure details and Bill of Material.
Bars indicated thus 20 x 3-#5 etc. indicates 20 lines of bars with 3 lengths per line.
See Sheet 10 of 22 for parapet reinforcement.
See Sheet 11 of 22 for Section A-A.

MINIMUM BAR LAP

#5 bar = 2'-7"

PLAN



CROSS SECTION
(Looking North)

SI-1-L

7-1-10



USER NAME =	DESIGNED - RJP	REVISED
	CHECKED - MJT	REVISED
PLOT SCALE =	DRAWN - JTF	REVISED
PLOT DATE =	CHECKED - MJT	REVISED

STATE OF ILLINOIS
DEPARTMENT OF TRANSPORTATION

SUPERSTRUCTURE
STRUCTURE NO. 045-0078

SHEET NO. 9 OF 22 SHEETS

F.A.P. RTE.	SECTION	COUNTY	TOTAL SHEETS	SHEET NO.
326	106X-B	KANE	87	47
CONTRACT NO. 60N13				

ILLINOIS FED. AID PROJECT