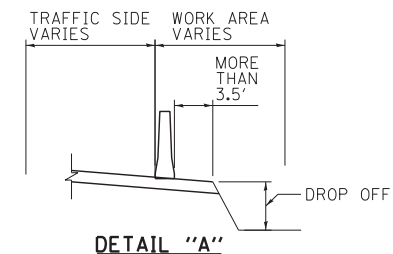


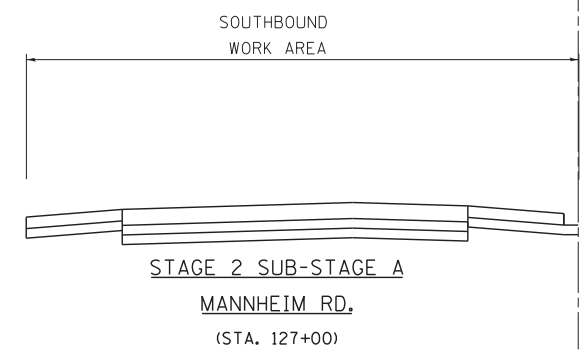
STAGE 1 - SUB-STAGE C
MANNHEIM RD.
(STA. 127+00)



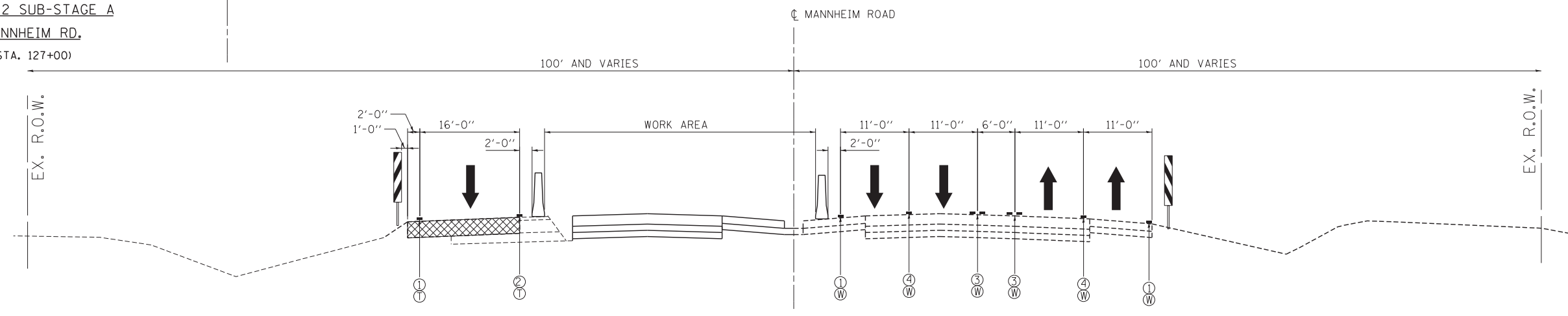
SEE TEMPORARY CONCRETE BARRIER NOTE 1.

TEMPORARY CONCRETE BARRIER:

- 1) AT LOCATIONS WHERE A DROP OFF FROM THE GROUND SURFACE ADJACENT TO THE TEMPORARY CONCRETE BARRIER IS 3.5' OR LESS FROM THE TEMPORARY CONCRETE BARRIER, THE TEMPORARY CONCRETE BARRIER SHALL BE SECURED TO THE TEMPORARY PAVEMENT OR PAVED SHOULDER, USING THREE ANCHORING PINS INSTALLED ON THE TRAFFIC SIDE OF THE TEMPORARY CONCRETE BARRIER. THIS WORK SHALL BE INCLUDED IN THE CONTRACT UNIT PRICES FOR TEMPORARY CONCRETE BARRIER AND RELOCATE TEMPORARY CONCRETE BARRIER. SEE DETAIL "A"



STAGE 2 SUB-STAGE A
MANNHEIM RD.
(STA. 127+00)



STAGE 2
MANNHEIM RD.
(STA. 127+00)

MAINTENANCE OF TRAFFIC LEGEND

- TEMPORARY PAVEMENT
- DOUBLE VERTICAL PANEL
- TEMPORARY CONCRETE BARRIER
- TRAFFIC DIRECTION
- TYPE II BARRICADE OR DRUM W/ TYPE C STEADY BURN MONO-DIRECTIONAL LIGHT

- ① PVT MK - LINE 4" WHITE
- ② PVT MK - LINE 4" YELLOW
- ③ PVT MK - DBL 4" YELLOW
- ④ PVT MK - LINE 4" WHITE (10' DASH- 30' SKIP)
- ⑤ PVT MK - LINE 6" WHITE
- ⑥ PVT MK - LINE 8" WHITE
- ⑦ EXISTING PAVEMENT MARKING
- T TEMP PVT MK (SEE GENERAL NOTES SHT G-03)
- W WET REF TEM TAPE T3 (SEE GENERAL NOTES SHT G-03)
- P PERM PVT MK (SEE PVT MK PLANS)

10-05-2012 14:54:34
 F:\DOC\EXP\CHI-00012584-02\COMMON\SET\TEMP\SET\TLOT\DI60P35-SHT-STAGING.T_7.DGN
 BAJZEKJ

FILE NAME =	USER NAME = *USER*	DESIGNED - JZP	REVISED -
FILEL		DRAWN - MM	REVISED -
	PLOT SCALE = *SCALE*	CHECKED - KDA	REVISED -
	PLOT DATE = *DATE*	DATE - 10/19/12	REVISED -

STATE OF ILLINOIS
DEPARTMENT OF TRANSPORTATION

MAINTENANCE OF TRAFFIC TYPICAL SECTIONS STAGE 1 - SUB-STAGE C AND STAGE 2			
SCALE: 1"=10'	SHEET NO. OF SHEETS	STA. TO STA.	

F.A. RTE.	SECTION	COUNTY	TOTAL SHEETS	SHEET NO.
	0105-WRS	COOK	537	86
CONTRACT NO. 60P35				
ILLINOIS FED. AID PROJECT				

MOT-05



TENG & ASSOCIATES, INC.
ENGINEERS/ARCHITECTS/PLANNERS
CHICAGO, ILLINOIS