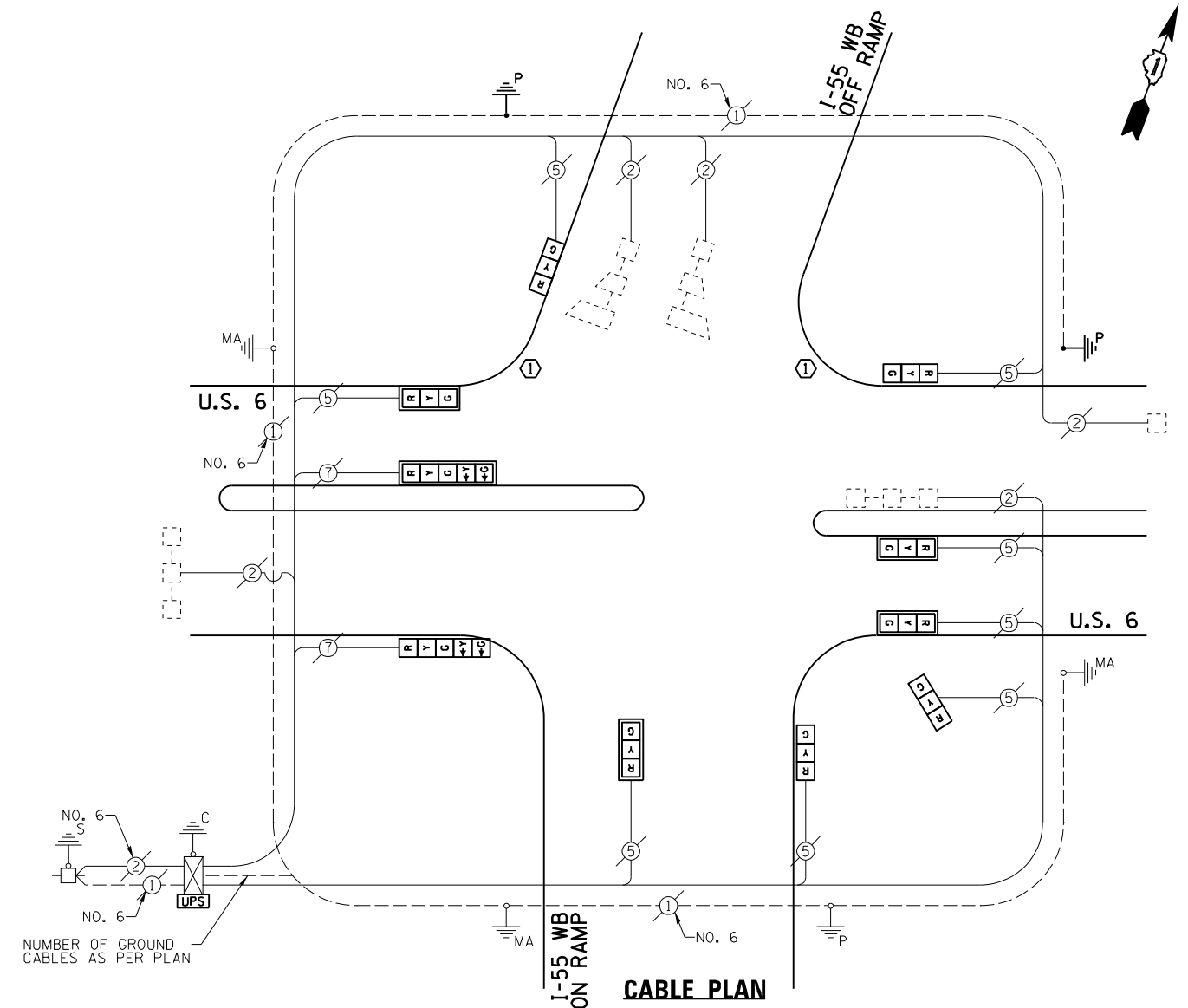


SCHEDULE OF QUANTITIES
U.S. 6 AT I-55 WEST RAMPS

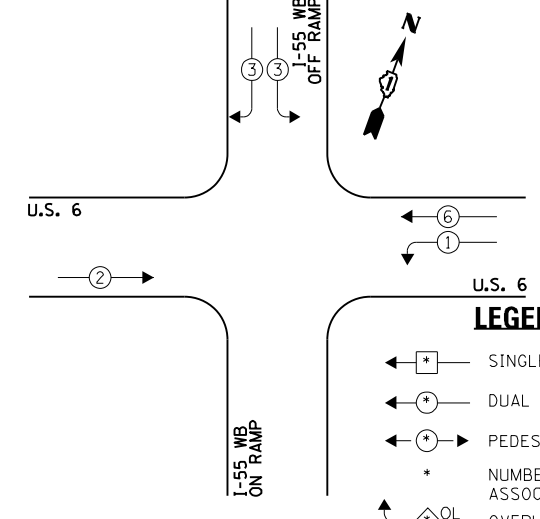
NO.	QUANT.	UNIT	DESCRIPTION
1.	1	EACH	MAINTENANCE OF EXISTING TRAFFIC SIGNAL INSTALLATION
2.	2	EACH	TRAFFIC SIGNAL POST, GALVANIZED STEEL 14 FT.
3.	4	EACH	SIGNAL HEAD, LED, 1-FACE, 3-SECTION, MAST-ARM MOUNTED
4.	4	EACH	SIGNAL HEAD, LED, 1-FACE, 3-SECTION, BRACKET MOUNTED
5.	1	EACH	SIGNAL HEAD, LED, 1-FACE, 5-SECTION, BRACKET MOUNTED
6.	1	EACH	SIGNAL HEAD, LED, 1-FACE, 5-SECTION, MAST-ARM MOUNTED
7.	5	EACH	TRAFFIC SIGNAL BACKPLATE, LOUVERED, ALUMINUM
8.	1	EACH	MODIFY EXISTING CONTROLLER CABINET
9.	1	EACH	REMOVE EXISTING TRAFFIC SIGNAL EQUIPMENT
10.	1	EACH	UNINTERRUPTABLE POWER SUPPLY, SPECIAL



CONSTRUCTION NOTE:
① REMOVE EXISTING SIGNAL HEADS AND REPLACE EXISTING 16 FOOT PAINTED POST. INSTALL NEW 3-SECTION SIGNAL HEADS ON NEW 14 FOOT GALVANIZED STEEL POST. REUSE EXISTING TYPE 'A' CONCRETE FOUNDATION AND EXISTING CABLES.

NOTE:
THE EXISTING CONTROLLER IS AN ECONOLITE ASC-8000 IN A TYPE IV CABINET PAINTED YELLOW.

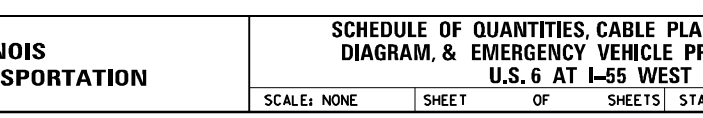
CONTROLLER SEQUENCE



THE FOLLOWING ITEMS SHALL BE REMOVED BY THE CONTRACTOR AND SHALL BE DISPOSED OF BY THEM OUTSIDE THE RIGHT-OF-WAY AT THEIR EXPENSE. THE SALVAGE VALUE OF THE REMOVED EQUIPMENT SHALL BE REFLECTED IN THE CONTRACT BID PRICE.

- 8 EACH TRAFFIC SIGNAL HEAD, 3-SECTION
- 5 EACH TRAFFIC SIGNAL HEAD, 5-SECTION
- 2 EACH TRAFFIC SIGNAL BACKPLATE
- 2 EACH TRAFFIC SIGNAL POST

PHASE DESIGNATION DIAGRAM



I.D.O.T. TRAFFIC SIGNAL INSTALLATION ELECTRICAL SERVICE REQUIREMENTS					TOTAL WATTAGE
TYPE	NO. LAMPS	WATTAGE INCAND. L.E.D.	OPERATION		
SIGNAL (RED)	10	135	17	0.50	85.0
SIGNAL (YELLOW)	10	135	25	0.25	62.5
SIGNAL (GREEN)	10	135	15	0.25	37.5
ARROW	4	135	12	0.10	4.8
PED. SIGNAL	-	90	25	1.00	-
CONTROLLER	1	-	100	1.00	100.0
LUMINAIRE	-	-	250	0.50	-
L.E.D. ST. NAME SIGN	-	-	64	0.50	-
VIDEO SYSTEM	-	-	150	1.00	-
BATTERY BACKUP	1	-	25	1.00	25.0
ILLUMINATED SIGN	-	-	25	0.05	-
TOTAL =					314.8

ENERGY COSTS - BILLED TO: IL DEPT. OF TRANSPORTATION
(ADDRESS) 201 W. CENTER COURT
(ADDRESS) SCHAMBURG IL, 60196-1096
ENERGY SUPPLY - CONTACT: -
PHONE: -
COMPANY: -

FILE NAME =	USER NAME = \$USER\$	DESIGNED - JRD	REVISED -
\$FILEL\$		DRAWN - ZCW	REVISED -
Default		CHECKED - KLB	REVISED -
	PLOT DATE = \$DATE\$	DATE - 10-12-12	REVISED -

STATE OF ILLINOIS
DEPARTMENT OF TRANSPORTATION

SCHEDULE OF QUANTITIES, CABLE PLAN, PHASE DESIGNATION
DIAGRAM, & EMERGENCY VEHICLE PREEMPTION SEQUENCE
U.S. 6 AT I-55 WEST RAMPS

SCALE: NONE SHEET OF SHEETS STA. TO STA.

F.A. RTE.	SECTION	COUNTY	TOTAL SHEETS	SHEET NO.
VARIES	2012-067 I	WILL	39	14
			CONTRACT NO. 60V74	
ILLINOIS FED. AID PROJECT				