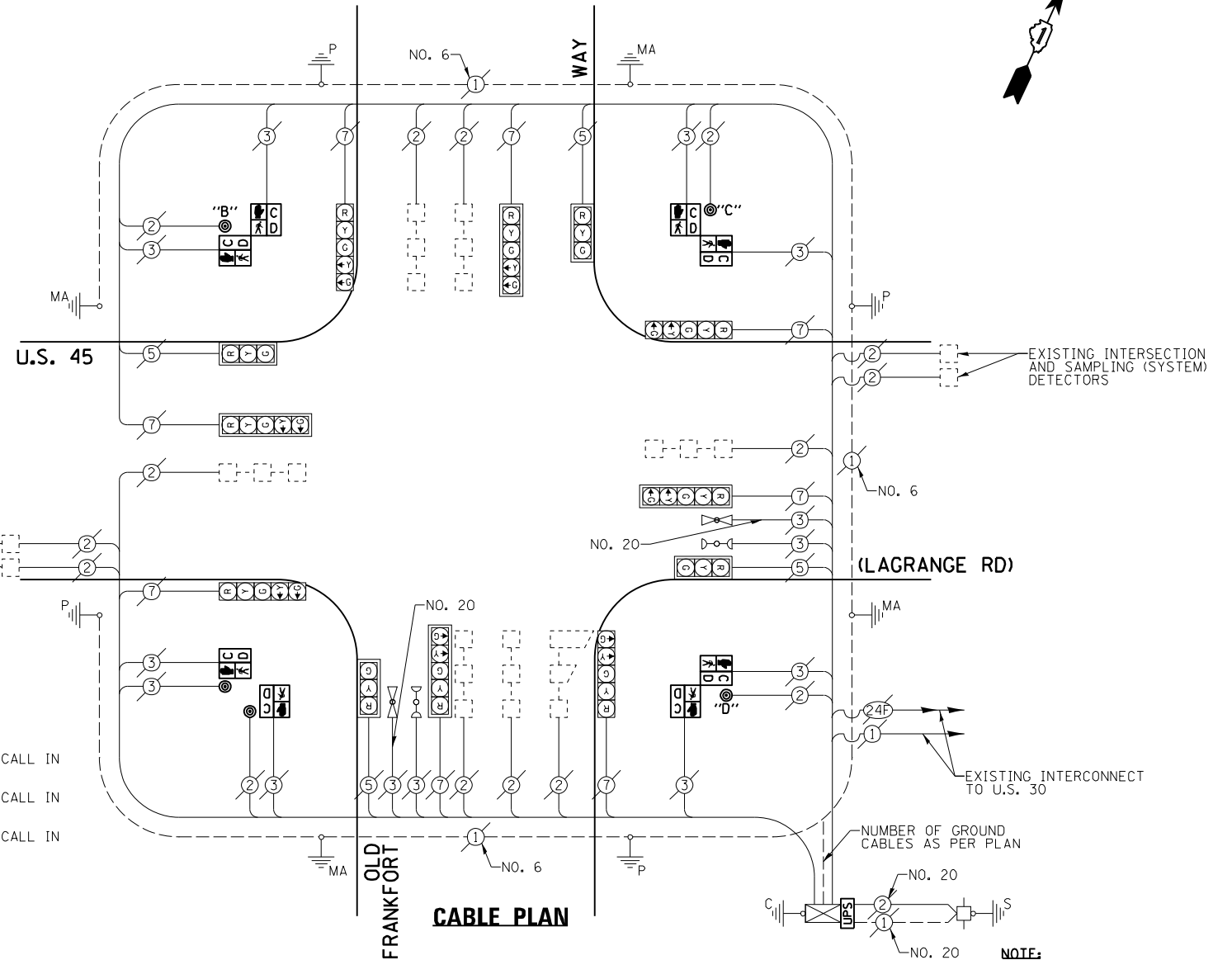


SCHEDULE OF QUANTITIES
U.S. 45 (LAGRANGE RD) AT OLD FRANKFORT WAY

NO.	QUANT.	UNIT	DESCRIPTION
1.	1	EACH	MAINTENANCE OF EXISTING TRAFFIC SIGNAL INSTALLATION
2.	2	EACH	PEDESTRIAN SIGNAL HEAD, LED, 1-FACE, BRACKET MOUNTED WITH COUNTDOWN TIMER
3.	3	EACH	PEDESTRIAN SIGNAL HEAD, LED, 2-FACE, BRACKET MOUNTED WITH COUNTDOWN TIMER
4.	1	EACH	MODIFY EXISTING CONTROLLER CABINET
5.	1	EACH	REMOVE EXISTING TRAFFIC SIGNAL EQUIPMENT
6.	1	EACH	UNINTERRUPTIBLE POWER SUPPLY, SPECIAL
7.	5	EACH	PEDESTRIAN PUSH-BUTTON, NON-LATCHING



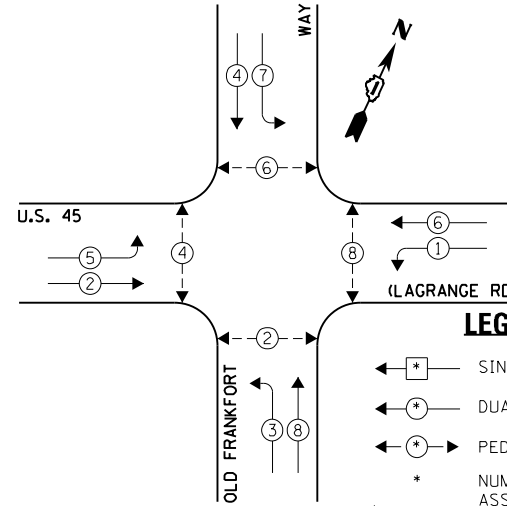
NOTE:
PUSH BUTTON "B" SHALL PLACE A CALL IN PHASES 4 AND 6.
PUSH BUTTON "C" SHALL PLACE A CALL IN PHASES 6 AND 8.
PUSH BUTTON "D" SHALL PLACE A CALL IN PHASES 2 AND 8.

NOTE:
THE EXISTING CONTROLLER IS AN ECONOLITE ASC/3-1000 IN A TYPE IV CABINET.

THE FOLLOWING ITEMS SHALL BE REMOVED BY THE CONTRACTOR AND SHALL BE DISPOSED OF BY THEM OUTSIDE THE RIGHT-OF-WAY AT THEIR EXPENSE. THE SALVAGE VALUE OF THE REMOVED EQUIPMENT SHALL BE REFLECTED IN THE CONTRACT BID PRICE.

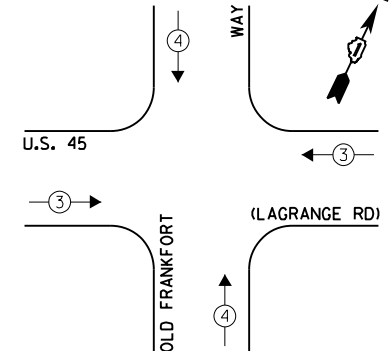
- 2 EACH PEDESTRIAN SIGNAL HEAD, 1-FACE
- 2 EACH PEDESTRIAN SIGNAL HEAD, 2-FACE
- 5 EACH PEDESTRIAN PUSH-BUTTON

CONTROLLER SEQUENCE



PHASE DESIGNATION DIAGRAM

EMERGENCY VEHICLE PREEMPTION SEQUENCE



EXISTING EMERGENCY VEHICLE PREEMPTORS	
EMERGENCY VEHICLE PREEMPTOR	3
MOVEMENT	4

I.D.O.T. TRAFFIC SIGNAL INSTALLATION ELECTRICAL SERVICE REQUIREMENTS					TOTAL WATTAGE
TYPE	NO. LAMPS	INCAND.	L.E.D.	OPERATION	
SIGNAL (RED)	12	135	17	0.50	102.0
SIGNAL (YELLOW)	12	135	25	0.25	75.0
SIGNAL (GREEN)	12	135	15	0.25	45.0
ARROW	16	135	12	0.10	19.2
PED. SIGNAL	8	90	25	1.00	200.0
CONTROLLER	1	-	100	1.00	100.0
LUMINAIRE	-	-	250	0.50	-
L.E.D. ST. NAME SIGN	-	-	64	0.50	-
VIDEO SYSTEM	-	-	150	1.00	-
BATTERY BACKUP	1	-	25	1.00	25.0
ILLUMINATED SIGN	-	-	25	0.05	-
TOTAL =					566.2

ENERGY COSTS - BILLED TO: VILLAGE OF FRANKFORT
(ADDRESS) 432 W. NEBRASKA STREET
(ADDRESS) FRANKFORT, IL 60423
ENERGY SUPPLY - CONTACT: -
PHONE: -
COMPANY: -

THE TRAFFIC SIGNAL CONTROL EQUIPMENT FOR THIS PROJECT SHALL BE "ECONOLITE" TO MATCH THE EXISTING ADJACENT SYSTEM.

FILE NAME =	USER NAME = #USER*	DESIGNED - JRD	REVISED -
#FILE#		DRAWN - ZCW	REVISED -
Default		CHECKED - KLB	REVISED -
	PLOT DATE = #DATE*	DATE - 10-12-12	REVISED -

STATE OF ILLINOIS
DEPARTMENT OF TRANSPORTATION

SCHEDULE OF QUANTITIES, CABLE PLAN, PHASE DESIGNATION DIAGRAM, & EMERGENCY VEHICLE PREEMPTION SEQUENCE
U.S. 45 (LAGRANGE RD) AT OLD FRANKFORT WAY

SCALE: NONE SHEET OF SHEETS STA. TO STA.

F.A. RTE.	SECTION	COUNTY	TOTAL SHEETS	SHEET NO.
VARIES	2012-067 I	WILL	39	18
			CONTRACT NO. 60V74	
ILLINOIS FED. AID PROJECT				