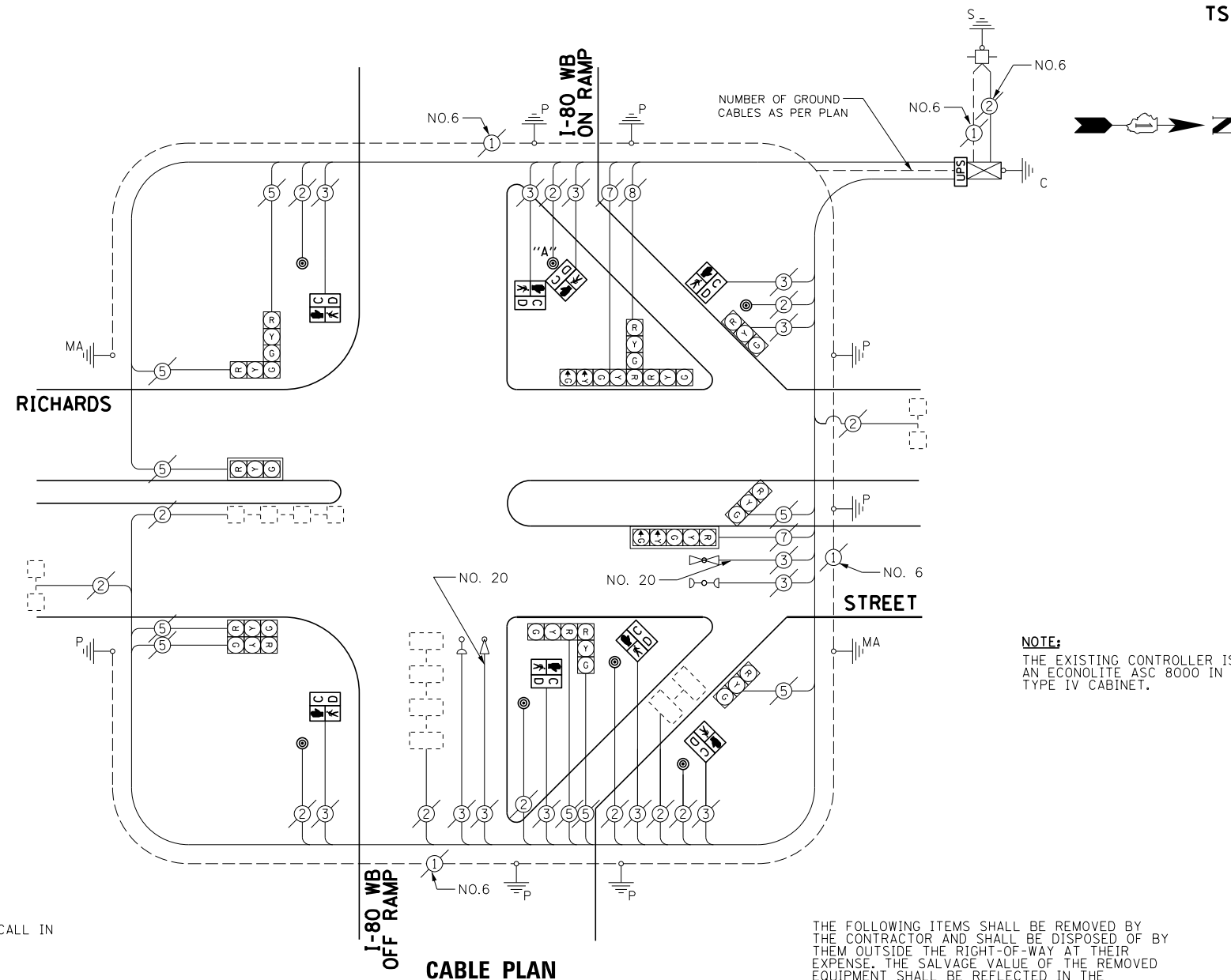


SCHEDULE OF QUANTITIES  
RICHARDS STREET AT I-80 NORTH RAMPS

NO.	QUANT.	UNIT	DESCRIPTION
1.	1	EACH	MAINTENANCE OF EXISTING TRAFFIC SIGNAL INSTALLATION
2.	6	EACH	PEDESTRIAN SIGNAL HEAD, LED, 1-FACE, BRACKET MOUNTED WITH COUNTDOWN TIMER
3.	1	EACH	PEDESTRIAN SIGNAL HEAD, LED, 2-FACE, BRACKET MOUNTED WITH COUNTDOWN TIMER
4.	1	EACH	MODIFY EXISTING CONTROLLER
5.	1	EACH	MODIFY EXISTING CONTROLLER CABINET
6.	1	EACH	REMOVE EXISTING TRAFFIC SIGNAL EQUIPMENT
7.	1	EACH	UNINTERRUPTIBLE POWER SUPPLY, SPECIAL
8.	7	EACH	PEDESTRIAN PUSH-BUTTON, NON-LATCHING



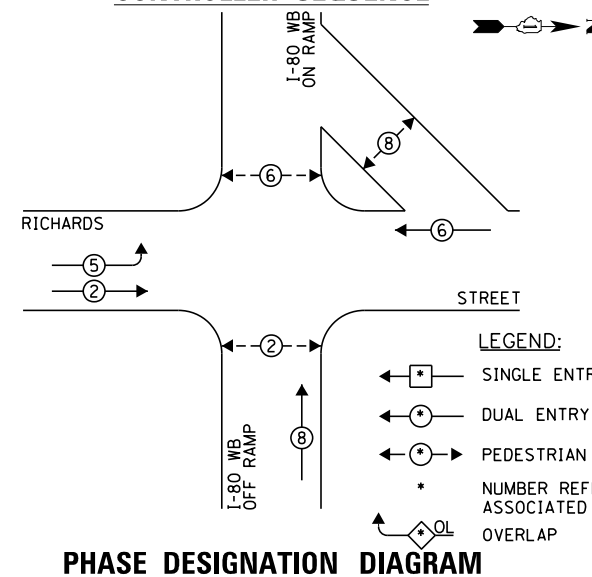
**NOTE:**  
THE EXISTING CONTROLLER IS AN ECONOLITE ASC 8000 IN A TYPE IV CABINET.

**NOTE:**  
PUSH BUTTON "A" SHALL PLACE A CALL IN PHASES 6 AND 8.

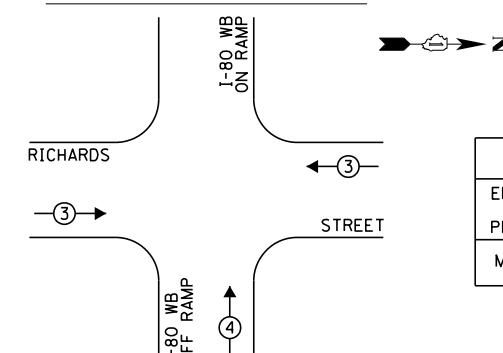
THE FOLLOWING ITEMS SHALL BE REMOVED BY THE CONTRACTOR AND SHALL BE DISPOSED OF BY THEM OUTSIDE THE RIGHT-OF-WAY AT THEIR EXPENSE. THE SALVAGE VALUE OF THE REMOVED EQUIPMENT SHALL BE REFLECTED IN THE CONTRACT BID PRICE.

- 6 EACH PEDESTRIAN TRAFFIC SIGNAL, 1-FACE
- 1 EACH PEDESTRIAN SIGNAL HEAD, 2-FACE
- 7 EACH PEDESTRIAN PUSH-BUTTON

**CONTROLLER SEQUENCE**



**EMERGENCY VEHICLE PREEMPTION SEQUENCE**



EXISTING EMERGENCY VEHICLE PREEMPTORS	
EMERGENCY VEHICLE PREEMPTOR	3
MOVEMENT	4

I.D.O.T. TRAFFIC SIGNAL INSTALLATION ELECTRICAL SERVICE REQUIREMENTS					TOTAL WATTAGE
TYPE	NO. LAMPS	INCAND.	L.E.D.	OPERATION	
SIGNAL (RED)	14	135	17	0.50	119.0
SIGNAL (YELLOW)	14	135	25	0.25	87.5
SIGNAL (GREEN)	14	135	15	0.25	52.5
ARROW	4	135	12	0.10	4.8
PED. SIGNAL	8	90	25	1.00	200.0
CONTROLLER	1	-	100	1.00	100.0
LUMINAIRE	-	-	250	0.50	-
L.E.D. ST. NAME SIGN	-	-	64	0.50	-
VIDEO SYSTEM	-	-	150	1.00	-
BATTERY BACKUP	1	-	25	1.00	25.0
ILLUMINATED SIGN	-	-	25	0.05	-
TOTAL =					588.8

ENERGY COSTS - BILLED TO: CITY OF JOLIET  
(ADDRESS) 921 E. WASHINGTON ST  
(ADDRESS) JOLIET, IL 60433  
ENERGY SUPPLY - CONTACT: -  
PHONE: -  
COMPANY: -

FILE NAME =	USER NAME = blumbergpa	DESIGNED - JRD	REVISED - PB 11/02/2012
S:\WP\Design\PB\60V74 Will County LED Installation\Final revisions CADD 10-25-12\60V74-DRWINGN	DRAWN - ZCW	CHECKED - KLB	REVISED -
Default	PLOT SCALE = 40.000000 ' / in.	DATE - 10-12-12	REVISED -

STATE OF ILLINOIS  
DEPARTMENT OF TRANSPORTATION

SCHEDULE OF QUANTITIES, CABLE PLAN, PHASE DESIGNATION  
DIAGRAM, & EMERGENCY VEHICLE PREEMPTION SEQUENCE  
RICHARDS STREET AT I-80 NORTH RAMPS

SCALE: NONE SHEET OF SHEETS STA. TO STA.

F.A. RTE.	SECTION	COUNTY	TOTAL SHEETS	SHEET NO.
VARIES	2012-067 I	WILL	39	25
CONTRACT NO. 60V74				
ILLINOIS FED. AID PROJECT				

GHA #4085.886