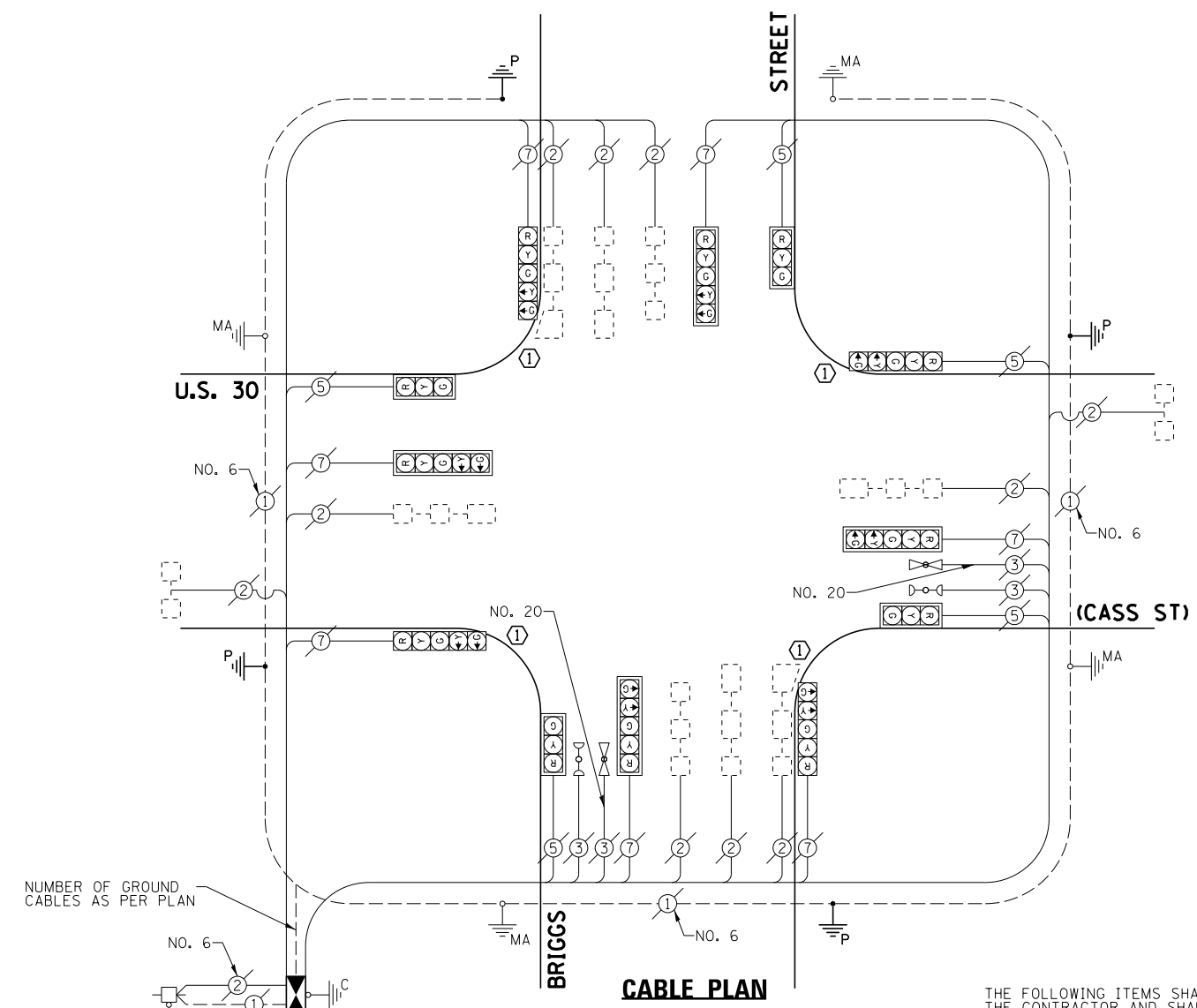


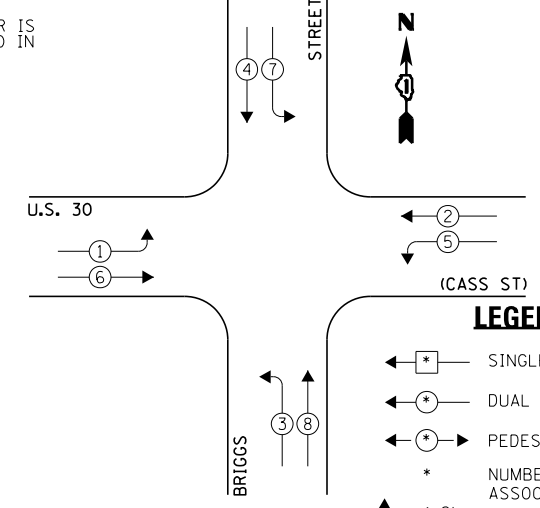
SCHEDULE OF QUANTITIES
U. S. 30 (CASS ST) AT BRIGGS STREET

NO.	QUANT.	UNIT	DESCRIPTION
1.	1	EACH	MAINTENANCE OF EXISTING TRAFFIC SIGNAL INSTALLATION
2.	1	EACH	FULL-ACTUATED CONTROLLER AND TYPE IV CABINET
3.	4	EACH	TRAFFIC SIGNAL POST, GALVANIZED STEEL 16 FT.
4.	10	EACH	INDUCTIVE LOOP DETECTOR
5.	4	EACH	RELOCATE EXISTING SIGNAL HEAD
6.	1	EACH	REMOVE EXISTING TRAFFIC SIGNAL EQUIPMENT
7.	1	EACH	UNINTERRUPTABLE POWER SUPPLY, SPECIAL



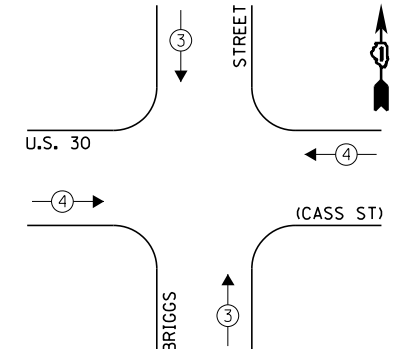
NOTE:
THE EXISTING CONTROLLER IS AN ECONOLITE ASC/3-2100 IN A TYPE IV CABINET.

EXISTING AND PROPOSED CONTROLLER SEQUENCE



PHASE DESIGNATION DIAGRAM

EXISTING AND PROPOSED EMERGENCY VEHICLE PREEMPTION SEQUENCE



CONSTRUCTION NOTE:

1 REMOVE EXISTING SIGNAL HEADS AND REPLACE EXISTING 16 FOOT PAINTED POST, REINSTALL EXISTING SIGNAL HEADS ON NEW 16 FOOT GALVANIZED STEEL POST, REUSE EXISTING TYPE "A" CONCRETE FOUNDATION AND EXISTING CABLES.

CONSTRUCTION NOTE

RELOCATION OF THE EXISTING PHASING UNIT FOR THE EMERGENCY VEHICLE PRE-EMPTION SYSTEM IS INCLUDED IN THE COST OF THE FULL-ACTUATED CONTROLLER AND TYPE IV CABINET

I.D.O.T. TRAFFIC SIGNAL INSTALLATION ELECTRICAL SERVICE REQUIREMENTS					TOTAL WATTAGE
TYPE	NO. LAMPS	INCAND.	L.E.D.	OPERATION	
SIGNAL (RED)	12	135	17	0.50	102.0
SIGNAL (YELLOW)	12	135	25	0.25	75.0
SIGNAL (GREEN)	12	135	15	0.25	45.0
ARROW	16	135	12	0.10	19.2
PED. SIGNAL	-	90	25	1.00	-
CONTROLLER	1	-	100	1.00	100.0
LUMINAIRE	-	-	250	0.50	-
L.E.D. ST. NAME SIGN	-	-	64	0.50	-
VIDEO SYSTEM	-	-	150	1.00	-
BATTERY BACKUP	1	-	25	1.00	25.0
ILLUMINATED SIGN	-	-	25	0.05	-
TOTAL =					366.2

ENERGY COSTS - BILLED TO: CITY OF JOLIET
(ADDRESS) 921 E. WASHINGTON ST
(ADDRESS) JOLIET, IL 60433

ENERGY SUPPLY - CONTACT: _____
PHONE: _____
COMPANY: _____

FILE NAME =	USER NAME = blumbergpa	DESIGNED - JRD	REVISED - PB 11/08/2012
S:\WP\Design\PB\60V74 Will County LED Installation\Final revisions CADD 11-5-12\60V74-2	DRAWN - ZCW	CHECKED - KLB	REVISED -
Default	PLOT SCALE = 40.000000' / in.	DATE - 10-12-12	REVISED -

STATE OF ILLINOIS
DEPARTMENT OF TRANSPORTATION

SCHEDULE OF QUANTITIES, CABLE PLAN, PHASE DESIGNATION DIAGRAM, & EMERGENCY VEHICLE PREEMPTION SEQUENCE
U. S. 30 (CASS ST) AT BRIGGS STREET

SCALE: NONE SHEET OF SHEETS STA. TO STA.

F.A. RTE.	SECTION	COUNTY	TOTAL SHEETS	SHEET NO.
VARIES	2012-067 I	WILL	39	27
CONTRACT NO. 60V74				

ILLINOIS FED. AID PROJECT

GHA #4085.886