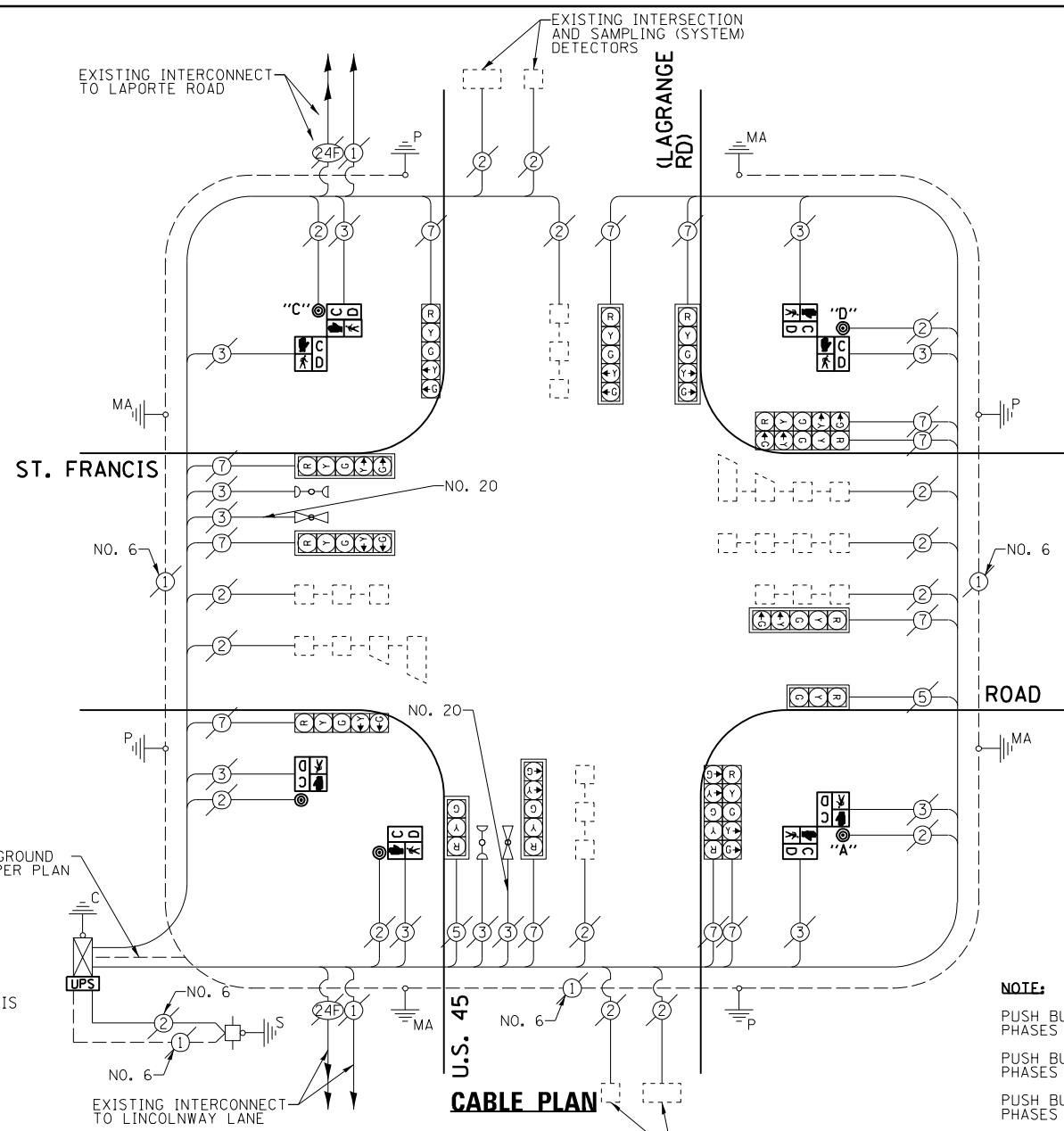


SCHEDULE OF QUANTITIES
U.S. 45 (LAGRANGE RD) AT ST. FRANCIS ROAD

NO.	QUANT.	UNIT	DESCRIPTION
1.	1	EACH	MAINTENANCE OF EXISTING TRAFFIC SIGNAL INSTALLATION
2.	2	EACH	PEDESTRIAN SIGNAL HEAD, LED, 1-FACE, BRACKET MOUNTED WITH COUNTDOWN TIMER
3.	3	EACH	PEDESTRIAN SIGNAL HEAD, LED, 2-FACE, BRACKET MOUNTED WITH COUNTDOWN TIMER
4.	1	EACH	MODIFY EXISTING CONTROLLER CABINET
5.	1	EACH	REMOVE EXISTING TRAFFIC SIGNAL EQUIPMENT
6.	1	EACH	UNINTERRUPTIBLE POWER SUPPLY, SPECIAL
7.	5	EACH	PEDESTRIAN PUSH-BUTTON, NON-LATCHING



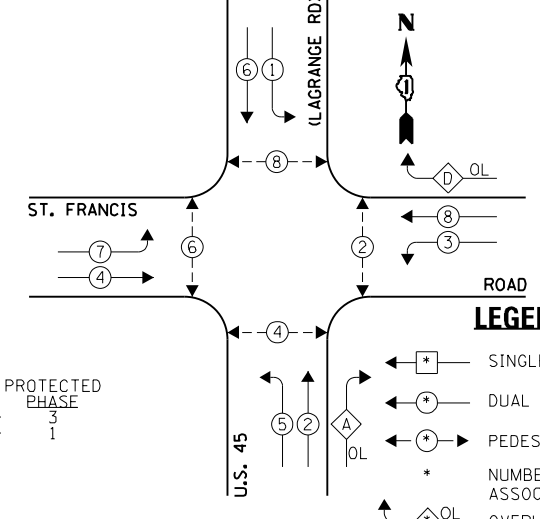
NOTE:
THE EXISTING CONTROLLER IS AN ECONOLITE ASC/2S-2100 IN A TYPE IV CABINET.

NOTE:
PUSH BUTTON "A" SHALL PLACE A CALL IN PHASES 2 AND 4.
PUSH BUTTON "C" SHALL PLACE A CALL IN PHASES 6 AND 8.
PUSH BUTTON "D" SHALL PLACE A CALL IN PHASES 8 AND 2.

THE FOLLOWING ITEMS SHALL BE REMOVED BY THE CONTRACTOR AND SHALL BE DISPOSED OF BY THEM OUTSIDE THE RIGHT-OF-WAY AT THEIR EXPENSE. THE SALVAGE VALUE OF THE REMOVED EQUIPMENT SHALL BE REFLECTED IN THE CONTRACT BID PRICE.

- 2 EACH PEDESTRIAN SIGNAL HEAD, 1-FACE
- 3 EACH PEDESTRIAN SIGNAL HEAD, 2-FACE
- 5 EACH PEDESTRIAN PUSH-BUTTON

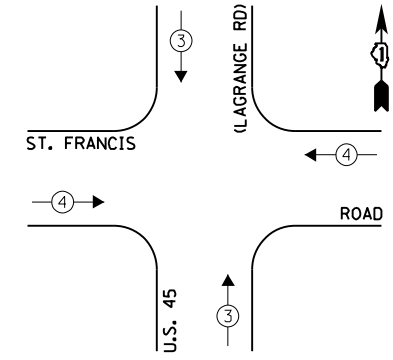
CONTROLLER SEQUENCE



PHASE DESIGNATION DIAGRAM

OVERLAP LETTER = PERMISSIVE PHASE + PROTECTED PHASE
A = 2 + 3
D = 8 + 1

EMERGENCY VEHICLE PREEMPTION SEQUENCE



EXISTING EMERGENCY VEHICLE PREEMPTORS	
EMERGENCY VEHICLE PREEMPTOR	3
MOVEMENT	4

I.D.O.T. TRAFFIC SIGNAL INSTALLATION ELECTRICAL SERVICE REQUIREMENTS				TOTAL WATTAGE	
TYPE	NO. LAMPS	WATTAGE INCAND. L.E.D.	OPERATION		
SIGNAL (RED)	14	135	17	0.50	119.0
SIGNAL (YELLOW)	14	135	25	0.25	87.5
SIGNAL (GREEN)	14	135	15	0.25	52.5
ARROW	24	135	12	0.10	28.8
PED. SIGNAL	8	90	25	1.00	200.0
CONTROLLER	1	-	100	1.00	100.0
LUMINAIRE	-	-	250	0.50	-
L.E.D. ST. NAME SIGN	-	-	64	0.50	-
VIDEO SYSTEM	-	-	150	1.00	-
BATTERY BACKUP	1	-	25	1.00	25.0
ILLUMINATED SIGN	-	-	25	0.05	-
TOTAL =					612.8

THE TRAFFIC SIGNAL CONTROL EQUIPMENT FOR THIS PROJECT SHALL BE "ECONOLITE" TO MATCH THE EXISTING ADJACENT SYSTEM.

ENERGY COSTS - BILLED TO: ILL. DEPT. OF TRANSPORTATION
(ADDRESS) 201 W. CENTER COURT
(ADDRESS) SCHALMBURG, IL 60196-1096
ENERGY SUPPLY - CONTACT: -
PHONE: -
COMPANY: -

FILE NAME =	USER NAME = *USER*	DESIGNED - JRD	REVISED -
*FILEL\$		DRAWN - ZCW	REVISED -
Default		CHECKED - KLB	REVISED -
	PLOT DATE = *DATE*	DATE - 10-12-12	REVISED -

STATE OF ILLINOIS
DEPARTMENT OF TRANSPORTATION

SCHEDULE OF QUANTITIES, CABLE PLAN, PHASE DESIGNATION DIAGRAM, & EMERGENCY VEHICLE PREEMPTION SEQUENCE
U.S. 45 (LAGRANGE RD) AT ST. FRANCIS ROAD
SCALE: NONE SHEET OF SHEETS STA. TO STA.

F.A. RTE.	SECTION	COUNTY	TOTAL SHEETS	SHEET NO.
VARIES	2012-067 I	WILL	39	30
CONTRACT NO. 60V74				
ILLINOIS FED. AID PROJECT				

GHA #4085.886