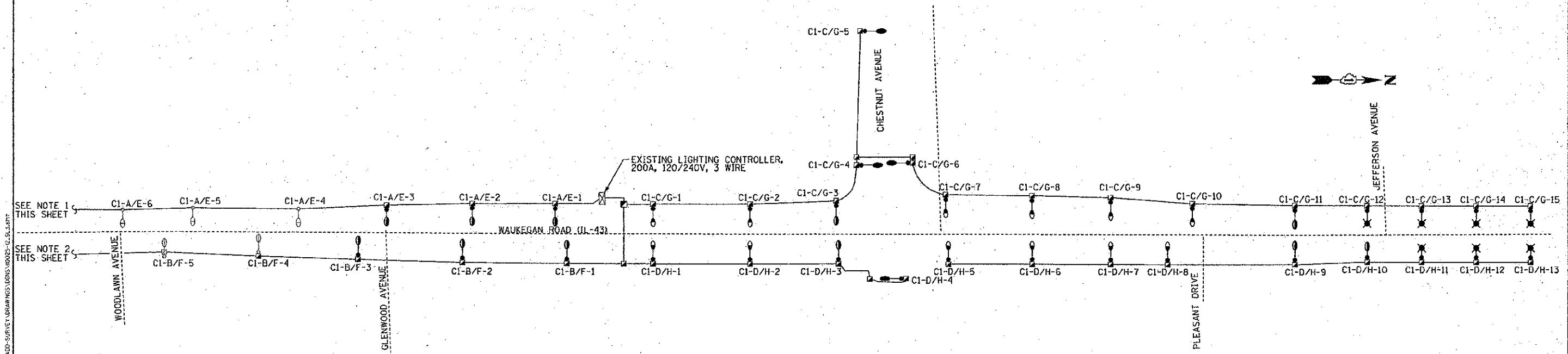


**LEGEND**

- EXISTING 100W/70W STREET LIGHT, CLEAN AND RELAMP
- EXISTING 150W/70W STREET LIGHT, CLEAN AND RELAMP
- PROPOSED RELOCATION OF EXISTING 100W/70W LIGHT, CLEAN AND RELAMP
- PROPOSED RELOCATION OF EXISTING 150W/70W LIGHT, CLEAN AND RELAMP
- PROPOSED STREET LIGHT 150W HPS, 26 FT M.H., 6 FT MAST ARM
- PROPOSED 100W/70W LIGHTING UNIT




SEE NOTE 1 THIS SHEET

SEE NOTE 2 THIS SHEET

**NOTE:**

1. ADDITIONAL EXISTING LIGHTING UNITS ON CIRCUITS CI-A & E
  - STA 200+30, 150W HPS & 70W HPS, RECEPTACLE
  - STA 199+11, 150W HPS & 70W HPS, RECEPTACLE
  - STA 198+07, 150W HPS & 70W HPS, RECEPTACLE
  - STA 197+07, 100W HPS & 70W HPS, RECEPTACLE
  - STA 195+90, 150W HPS & 70W HPS, RECEPTACLE
2. ADDITIONAL EXISTING LIGHTING UNITS ON CIRCUITS CI-B & F
  - STA 201+00, 150W HPS & 70W HPS, RECEPTACLE
  - STA 199+69, 150W HPS & 70W HPS, RECEPTACLE
  - STA 198+60, 100W HPS & 70W HPS, RECEPTACLE
  - STA 197+49, 100W HPS & 70W HPS, RECEPTACLE
  - STA 196+63, 150W HPS & 70W HPS, RECEPTACLE
  - STA 195+41, 100W HPS & 70W HPS, RECEPTACLE
3. SEE PHOTO THIS SHEET OF EXISTING LIGHTING CONTROLLER (CI) PANEL BOARD FOR CORRELATION OF PROPOSED CIRCUIT DESIGNATIONS TO EXISTING CABLE MARKINGS AND ASSOCIATED CIRCUIT BREAKERS.




EXISTING LIGHTING CONTROLLER (CI)  
200A, 120/240V, 3 WIRE

EXAMPLE:  
PROPOSED CIRCUIT "A" WILL BE ON EXISTING BREAKERS "23/25" WHICH HAVE EXISTING CABLES MARKED "6" CONNECTED

LOAD TABULATIONS FOR LIGHTING CONTROLLER "C1"					
CIRCUIT	150W	150/70W	100/70W	FESTOON	AMPS
A (23/25)		(7) 1.18A	(4) 0.91A		11.90A
B (19/21)		(3) 1.18A	(8) 0.91A		10.82A
C (27/29)	(3) 0.80A	(6) 1.18A	(6) 0.91A		14.94A
D (15/17)	(1) 0.80A	(6) 1.18A	(6) 0.91A		13.34A
E (10)				(11) 0.75A	8.25A
F (6)				(11) 0.75A	8.25A
G (4)				(15) 0.75A	11.25A
H (8)				(13) 0.75A	9.75A
<b>TOTAL AMPS</b>					<b>88.50A</b>

ALL LUMINAIRES ARE 240V. ALL RECEPTACLES ARE 120V.



COPYRIGHT © 2012 BY BAXTER & WOODMAN, INC.  
 STATE OF ILLINOIS - PROFESSIONAL DESIGN FIRM  
 LICENSE NO. 062-048406 EXPIRES 12/31/2013  
 110025-12.SL3.sht  
 8/23/12



DESIGNED - MWH	REVISED -
DRAWN - MAC	REVISED -
CHECKED - TLH	REVISED -
DATE - 8/23/12	FILE - 110025-12.SL3.sht

STATE OF ILLINOIS  
DEPARTMENT OF TRANSPORTATION

STREET LIGHTING - SINGLE LINE DIAGRAM

SCALE: NONE

STA. TO STA.

F.A.P./F.A.U. RTE.	SECTION	COUNTY	TOTAL SHEETS	SHEET NO.
0348/1352	05-00160-00-CH	COOK	103	75
C-91-070-06		CONTRACT NO. 63756		
FED. ROAD DIST. NO. 1 (ILLINOIS)		FED. AID PROJECT F-0346(36)		