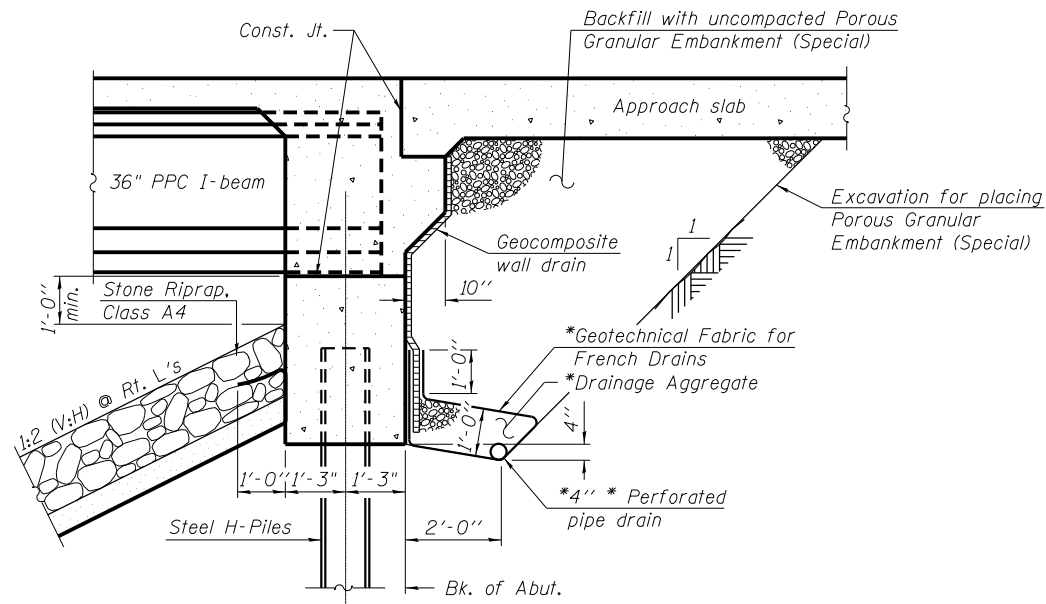
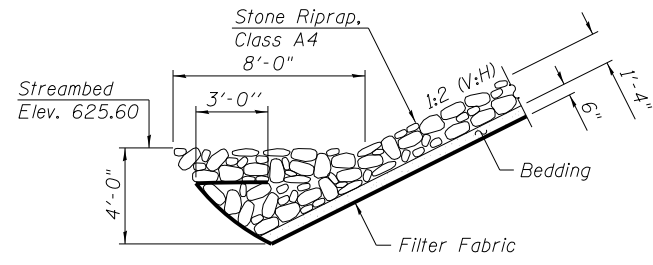


10/10/2012 4:21:03 PM

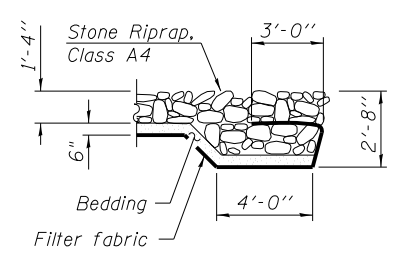


SECTION THRU INTEGRAL ABUTMENT

(Horiz. dim. @ Rt. *'s)
 *Included in the cost of Pipe Underdrains for Structures.
 Note:
 All drainage system components shall extend to 2'-0" from the end of each wingwall except an outlet pipe shall extend until intersecting with the side slopes. The pipes shall drain into concrete headwalls. (See Article 601.05 of the Standard Specifications and Highway Standard 601101).



SECTION B-B



SECTION A-A

WATERWAY INFORMATION

Drainage Area = 28.2 Sq. Mi.		Low Grade Elev. 646.84		at Sta. 473+29.89		
Flood	Freq. Yr.	Q C.F.S.	Opening Sq. Ft.	Nat. H.W.E.	Head-Ft. Exist. Prop.	Headwater El. Exist. Prop.
Design	50	3580	980 1020	640.54	0.2 0.3	640.77 640.79
Base	100	4150	1010 1050	640.87	0.3 0.3	641.14 641.79
Overtopping	n/a	n/a	n/a n/a	n/a n/a	n/a n/a	n/a n/a
Max. Calc.	500	5530	1080 1140	641.55	0.5 0.6	642.02 642.13

GENERAL NOTES

Reinforcement bars shall conform to the requirements of ASTM A 706 Gr 60. See Special Provisions.
 Reinforcement bars designated (E) shall be epoxy coated.
 Plan dimensions and details relative to existing plans are subject to nominal construction variations. The Contractor shall field verify existing dimensions and details affecting new construction and make necessary approved adjustments prior to construction or ordering of materials. Such variations shall not be cause for additional compensation for a change in scope of the work, however, the Contractor will be paid for the quantity actually furnished at the unit price bid for the work.
 Layout of slope protection system may be varied to suit ground conditions in the field as directed by the Engineer.
 The embankment configuration shown shall be the minimum that must be placed and compacted prior to construction of the abutments.

Current Ratings on File for Existing Structure

Inventory - HS24.2
 Operating - HS38.7
 Live Load Restrictions: No

Inventory and Operating Ratings and Live Load Restrictions are provided for information only. Inventory and Operating Ratings are based on HS Loading and configuration. Live Load Restrictions are based on Illinois legal loads and configurations. The Ratings and Live Load Restrictions are not necessarily representative of capacities to support the Contractor's equipment.

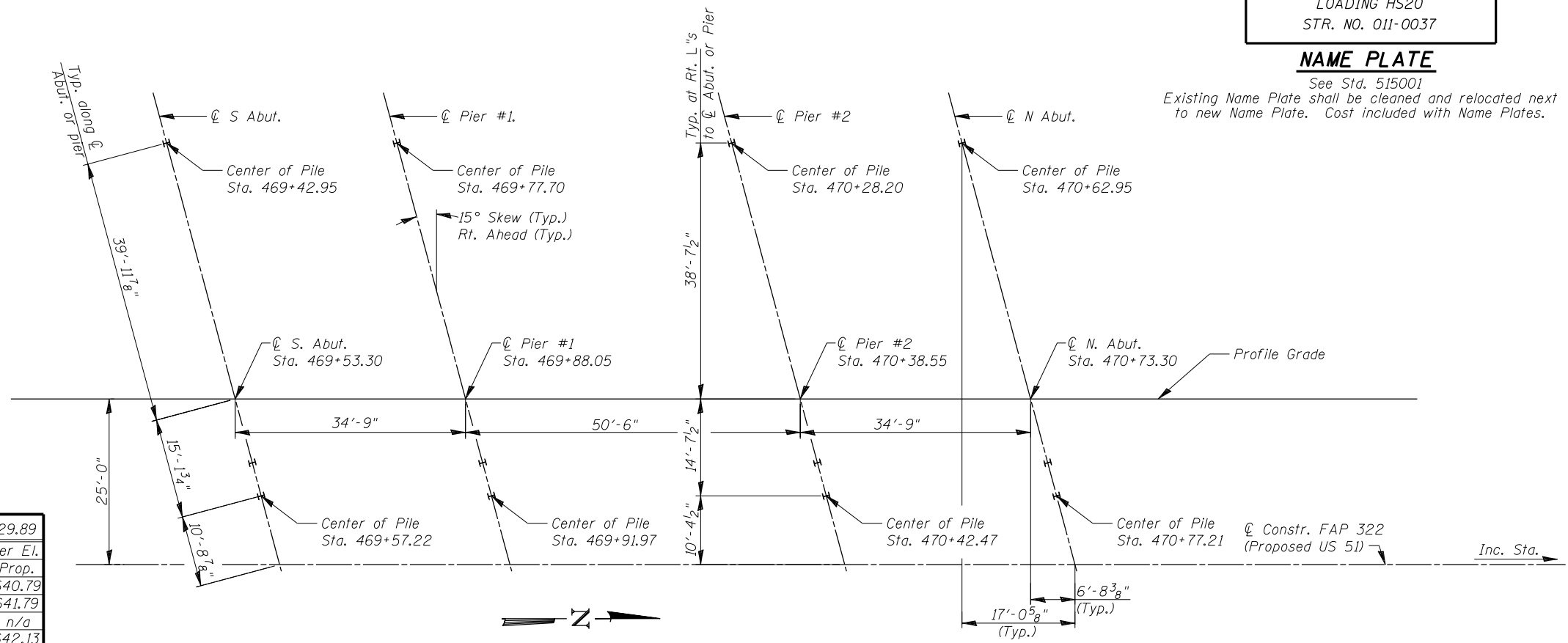
TOTAL BILL OF MATERIAL

ITEM	UNIT	SUPER	SUB	TOTAL
Stone Riprap, Class A4	Sq. Yd.		652	652
Filter Fabric	Sq. Yd.		652	652
Concrete Removal	Cu. Yd.	77.1	7.0	84.1
Structure Excavation	Cu. Yd.		88	88
Cofferdam Excavation	Cu. Yd.		12	12
Floor Drains	Each	4		4
Concrete Structures	Cu. Yd.		103.8	103.8
Concrete Superstructure	Cu. Yd.	200.7		200.7
Bridge Deck Grooving	Sq. Yd.	406		406
Concrete Encasement	Cu. Yd.		2.0	2.0
Protective Coat	Sq. Yd.	583		583
Furnishing and Erecting Precast Prestressed Concrete I-Beams, 36"	Foot	358.0		358.0
Reinforcement Bars, Epoxy Coated	Pound	46,420	8,310	54,490
Bar Splicers	Each	44		44
Furnishing Steel Piles HP12x53	Foot		804	804
Driving Piles	Foot		804	804
Name Plates	Each	1		1
Geocomposite Wall Drain	Sq. Yd.		36	36
Porous Granular Embankment, Special	Cu. Yd.		58	58
Cofferdam (Type 1) (Location - 3)	Each		1	1
Cofferdam (Type 1) (Location - 4)	Each		1	1
Mechanical Splicers	Each	686		686
Drainage Scuppers, DS-11	Each	4		4
Pipe Underdrains For Structures 4"	Foot		136	136

STATION 470+20.00
 REBUILT 201 BY
 STATE OF ILLINOIS
 F.A.P. RTE. 322 SEC. 11-10
 LOADING HS20
 STR. NO. 011-0037

NAME PLATE

See Std. 515001
 Existing Name Plate shall be cleaned and relocated next to new Name Plate. Cost included with Name Plates.



PILE PATTERN LAYOUT

FILE NAME =	USER NAME =	DESIGNED ADL	REVISIONS -	STATE OF ILLINOIS DEPARTMENT OF TRANSPORTATION	GENERAL DATA S.N. 011-0037	F.A. RTE. 322	SECTION 11-10	COUNTY CHRISTIAN	TOTAL SHEETS 437	SHEET NO. 202	
		CHECKED RJP	REVISIONS -			CONTRACT NO. 72961					
		DRAWN RJP	REVISIONS -			ILLINOIS FED. AID PROJECT					
		CHECKED ADL	REVISIONS -			Klingner & Associates, P.C.					