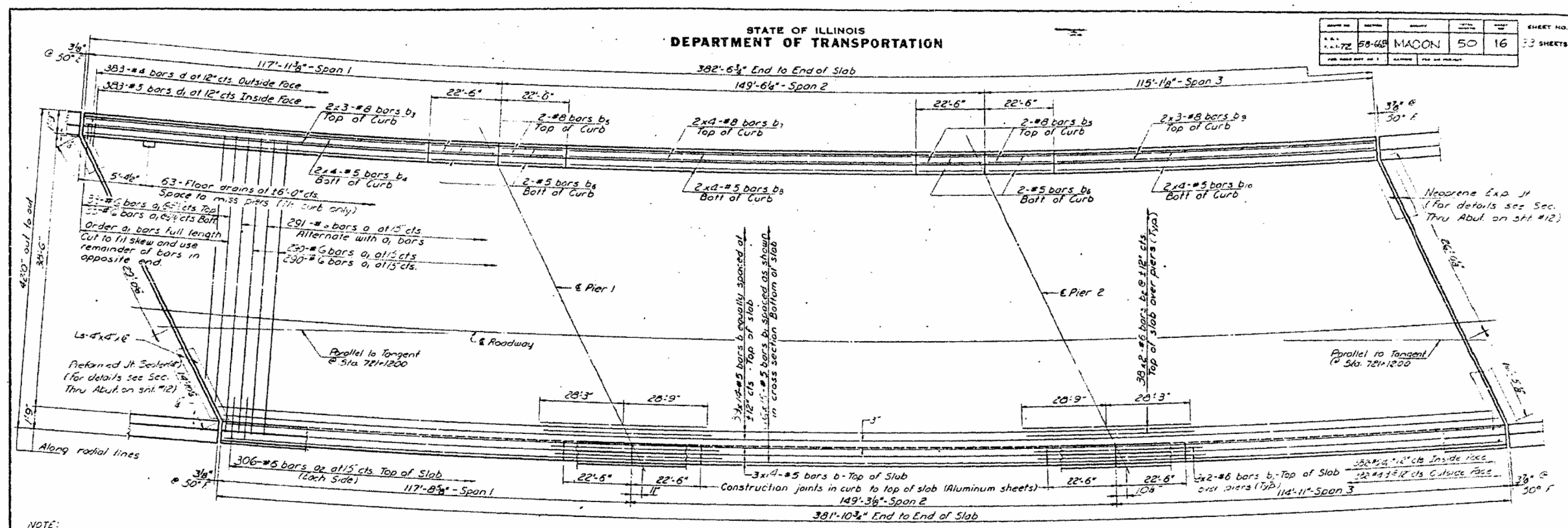


STATE OF ILLINOIS
DEPARTMENT OF TRANSPORTATION

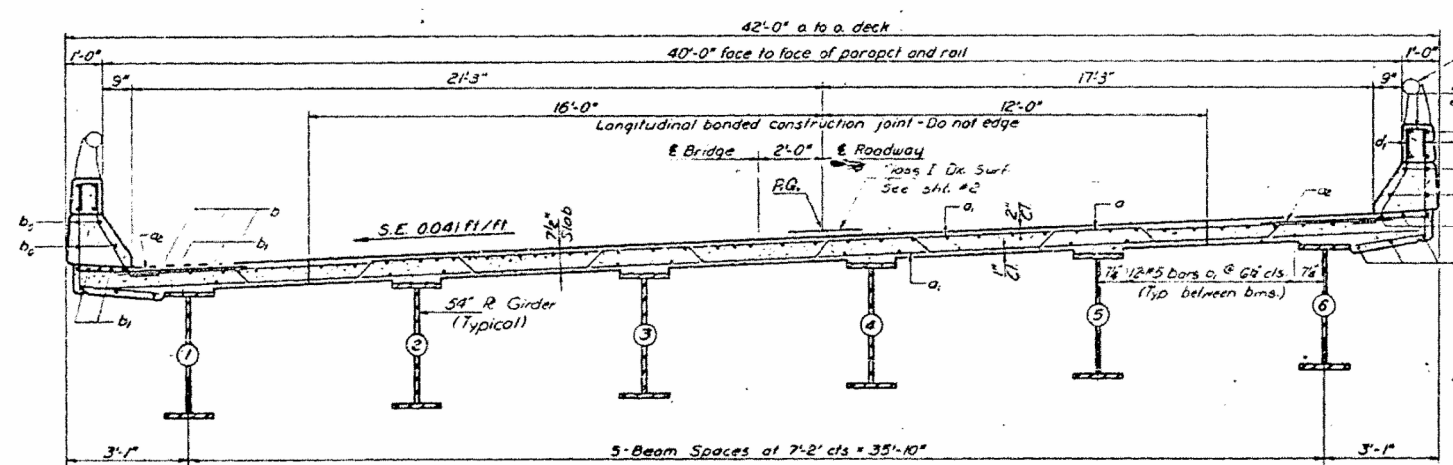
PROJECT NO.	SECTION	SHEET NO.	TOTAL SHEETS
58-668	MACON	50	16



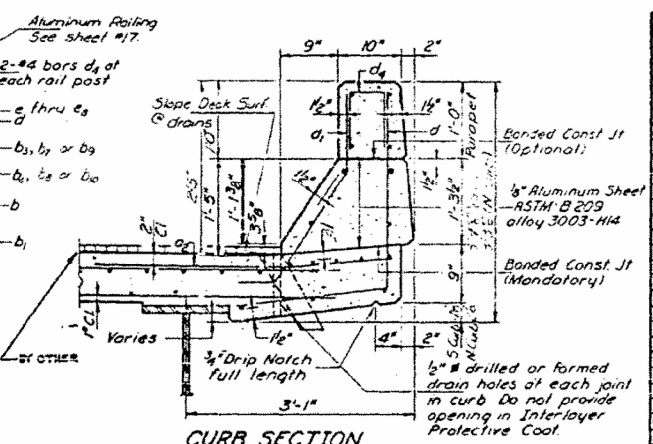
NOTE:
Bars indicated thus 3#1, 1#4, #6 etc.
indicates 3# lines of bars with 1#
length per line.
Min. bar laps = 24 dia.

PLAN
(Horizontal dimensions along inside face of curb)

Note:
For placement of bars d₄ (e thru e₃)
see sheet #15 thru #17



NEAR PIER CROSS SECTION NEAR MIDSPAN
(Looking East)
(Horizontal Dimensions are given along radial lines)



CURB SECTION

Cost of aluminum sheets shall be incidental to Class X Concrete.

BILL OF MATERIAL

Bar No.	Size	Length	Shape
a	#3	21'-3"	1'
a ₁	#6	10'	1'
a ₂	#6	4'-0"	1'
b	#5	15'-6"	1'
b ₁	#5	22'-9"	1'
b ₂	#6	3'-3"	1'
b ₃	#6	3'-3"	1'
b ₄	#6	22'-9"	1'
b ₅	#5	22'-3"	1'
b ₆	#5	22'-3"	1'
b ₇	#5	22'-3"	1'
b ₈	#5	22'-3"	1'
b ₉	#5	22'-3"	1'
b ₁₀	#5	22'-3"	1'
b ₁₁	#5	22'-3"	1'
b ₁₂	#5	22'-3"	1'
b ₁₃	#5	22'-3"	1'
d	#4	2'-6"	1'
d ₁	#4	3'-5"	1'

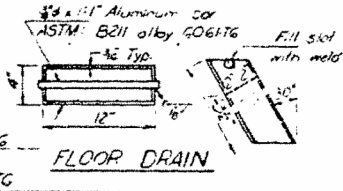
Parapet reinforcement and Class X Concrete are billed on sheet #17. For Section thru Abutment and bar details see sheet #12.

SUPERSTRUCTURE DETAILS
WEST BOUND LANES
FAI RT. 72 - SEC. 58-668
MACON COUNTY
STA. 721+1200

DESIGNED: *Stanley J. Lee*
CHECKED: *Alan H. Hutton*
DRAWN: *R. Doty*
CHECKED: *W. S. L.*

EXAMINED: *W. E. B...*
PASSED: *Richard H. ...*

FEB 21 10 13



FLOOR DRAIN

FILE NAME =	USER NAME = steffennk	DESIGNED -	REVISED -
ei:\pw_work\p\dot\stefennk\d0307287\074580-sht-plan.dgn		DRAWN -	REVISED -
		CHECKED -	REVISED -
		DATE -	REVISED -

STATE OF ILLINOIS
DEPARTMENT OF TRANSPORTATION

EXISTING STRUTURE PLAN

SCALE: NA SHEET 17 OF 23 SHEETS STA. TO STA.

F.A. RTE.	SECTION	COUNTY	TOTAL SHEETS	SHEET NO.
		MACON	27	21
CONTRACT NO. 74580				
ILLINOIS FED. AID PROJECT				