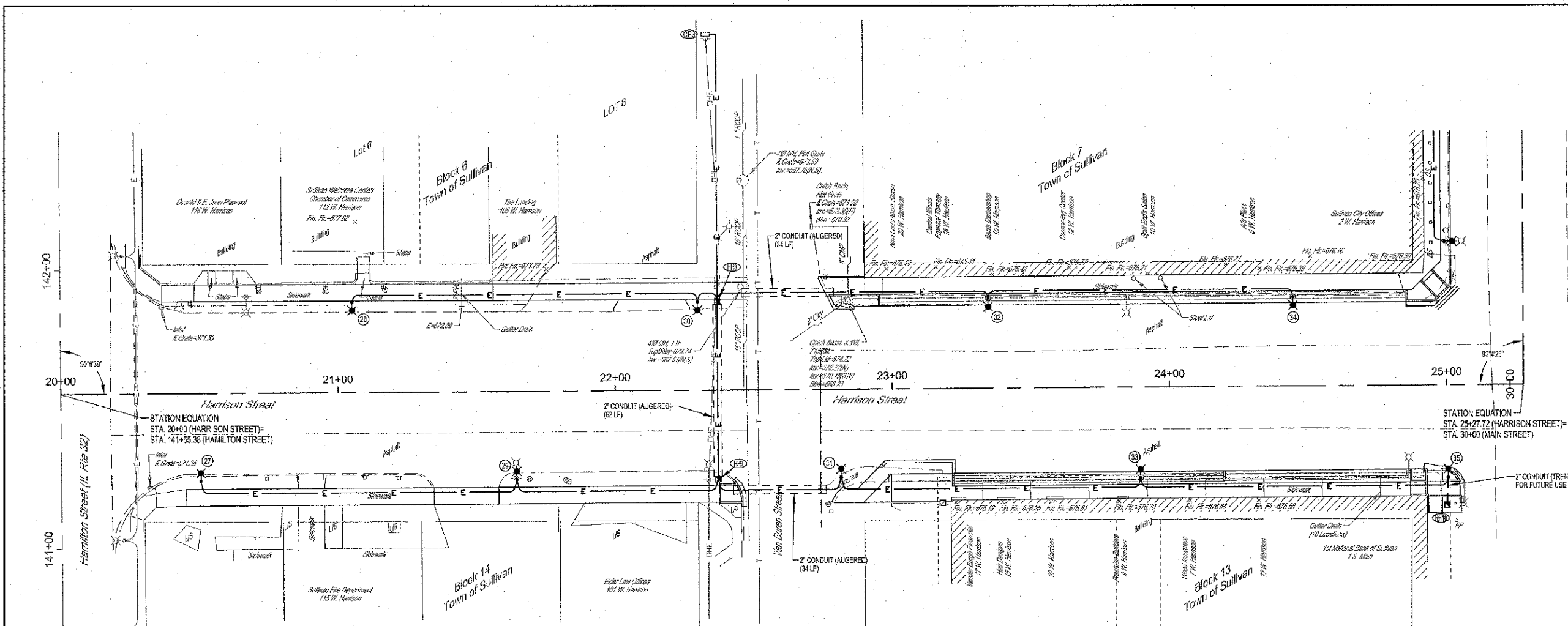


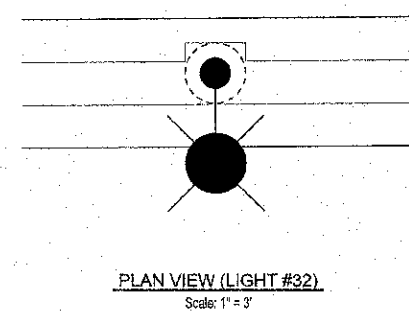
ROUTE NO.	SECTION	COUNTY	TOTAL SHEETS	SHEET NO.
1140035-60-SW		MOULTRIE	44	35
FED. ROAD DIST. NO. 7		ILLINOIS		FED. AID PROJECT:
CONTRACT #95696				



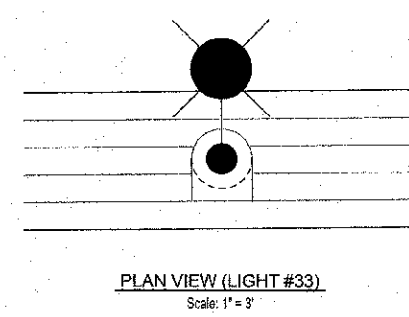
PT TO PT	STATION TO STATION	LOCATION RT.	LOCATION LT.	DISTANCE	UNDERGROUND CONDUIT, PVC, 2" DIA. (TRENCHED) FOOT	UNDERGROUND CONDUIT, PVC, 2" DIA. (AUGERED) FOOT	UNIT DUCT, 600V 2-1C NO. 6, 1/2" DIA. POLYETHYLENE FOOT
OP3	HH8	22+33	22+37	128/32	7+94	101	10
HH8	30	22+40	22+30	32/32	10		10
30	28	22+30	21+05	32/33	125+1		128
HH8	32	22+40	23+35	32/32	95	34	95
32	34	23+35	24+45	32/32	110		110
HH8	HH9	22+37	22+37	32	32	62	64
HH9	29	22+37	21+64	32/32	79		79
29	27	21+64	20+50	32/32	114		114
HH9	31	22+40	22+81	32/32	41	34	41
31	33	22+81	23+89	32/33	108+1		109
33	35	23+89	25+00	33/33	111		111
35	HH10	25+00	25+00	33/43		10	
<b>Total</b>					10	231	859

POINT	STATION	LOCATION	DESCRIPTION	HARDWARE
27	20+50	32' Rt	STREET AND SIDEWALK LIGHT POLE	
28	21+05	33' Lt	STREET AND SIDEWALK LIGHT POLE	
29	21+64	32' Rt	STREET AND SIDEWALK LIGHT POLE	
30	22+30	32' Lt	STREET AND SIDEWALK LIGHT POLE	
CP3	22+33	128' Lt	PROPOSED CONTROLLER	
HH8	22+37	32' Lt	HANDHOLE	
HH9	22+37	32' Rt	HANDHOLE	
31	22+81	32' Rt	STREET AND SIDEWALK LIGHT POLE	FLAG POLE BRACKETS
32	23+35	32' Lt	STREET AND SIDEWALK LIGHT POLE	
33	23+89	33' Rt	STREET LIGHT POLE	FLAG POLE BRACKETS
34	24+45	32' Lt	STREET LIGHT POLE	
35	25+00	33' Rt	STREET LIGHT POLE	FLAG POLE BRACKETS
HH10	25+00	43' Rt	HANDHOLE	

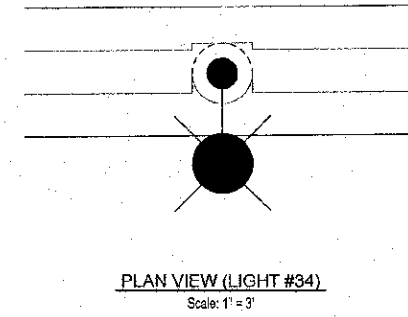
LOCATION	HANDHOLE EACH	LIGHTING CONTROLLER, POLE MOUNTED, 240 VOLT, 30 AMP EACH	LIGHT POLE FOUNDATION, 24" DIAMETER FOOT	LIGHT POLE, STREET, SPECIAL EACH	LIGHT POLE, STREET AND SIDEWALK SPECIAL EACH
32 Rt Sta. 20+50			5		1
33 Lt Sta. 21+05			5		1
32 Rt Sta. 21+64			5		1
32 Lt Sta. 22+30			5		1
128' Lt Sta. 22+33		1			
32 Lt Sta. 22+37					
32 Rt Sta. 22+37	1				
32 Rt Sta. 22+81			5		1
32 Lt Sta. 23+35			5		1
33 Rt Sta. 23+89			5	1	
32 Lt Sta. 24+45			5	1	
33 Rt Sta. 25+00			5	1	
43 Rt Sta. 25+00	1				
<b>TOTAL</b>	<b>3</b>	<b>1</b>	<b>45</b>	<b>3</b>	<b>6</b>



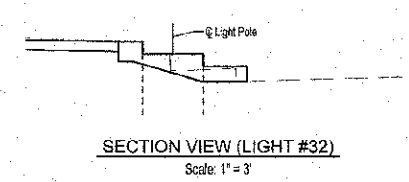
PLAN VIEW (LIGHT #32)  
Scale: 1" = 3'



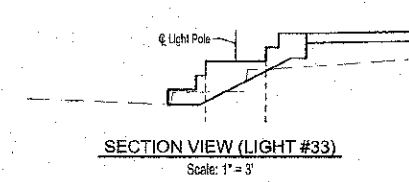
PLAN VIEW (LIGHT #33)  
Scale: 1" = 3'



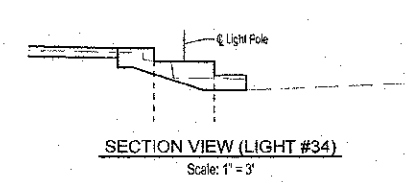
PLAN VIEW (LIGHT #34)  
Scale: 1" = 3'



SECTION VIEW (LIGHT #32)  
Scale: 1" = 3'



SECTION VIEW (LIGHT #33)  
Scale: 1" = 3'



SECTION VIEW (LIGHT #34)  
Scale: 1" = 3'

**MILANO & GRUNLICH ENGINEERS, LLC**  
114 WEST WASHINGTON  
P.O. BOX 887  
EFFINGHAM, ILLINOIS 62401  
Phone: (217) 347-7282  
(800) 877-5214  
Fax: (217) 342-5488  
Web Address: www.mgengr.com  
Design File #: 114-021208

**LIGHTING PLAN**  
HARRISON STREET  
CITY OF SULLIVAN, ILLINOIS

File name: S:\DWG\110295\dwg\Lighting.dwg  
Plot date: 11/06/12 at 16:15  
F.B. 698,670,671