










SYMBOLS

-  Temporary Impact Attenuators
-  Arrow board
-  Work area
-  Barricade or drum with steady burning monodirectional light
-  Flexible delineators
-  Drum with steady burning light
-  Sign on portable or permanent support
-  Type III Barricade
-  Type A warning light

GENERAL NOTES FOR TRAFFIC CONTROL (Sheets 7-8)

All the Traffic Control devices shall conform to the Traffic Control Plans or the latest edition of the State of Illinois "Manual of Uniform Traffic Control Devices for Streets and Highways" and shall be in place before construction is started.

The Traffic Control Plans shall serve as a guide for safe diversion of traffic during execution of this contract. However, the contractor may improve or modify the traffic control plans for his construction needs but not at the expense of public safety or convenience. Any contractor-proposed traffic control plans shall be submitted for the written approval of the Engineer. No additional compensation will be allowed for contractor requested changes.

The exact number, location and spacing of all signs and traffic control devices may be adjusted to fit field conditions as directed by the Engineer.

Bi-directional steady burning lights and double vertical panels shall be mounted on the temporary concrete barrier. However, the contractor may improve or modify the traffic control plans for his construction needs but not at the expense of public safety or convenience. Any contractor-proposed traffic control plans shall be submitted for the written approval of the Engineer. No additional compensation will be allowed for contractor requested changes.

Remove existing pavement markings if in conflict with the Temporary Pavement Markings for Traffic Control and Protection Plans.

The following temporary pavement markings shall be provided at all the following locations in each of the various stages of construction:  
4" White Edge Line - Each edge (yellow for inside edge)  
4" Double Yellow - Between Opposing Lanes

All pavement markings shall be returned to their original type, size, material and location at completion of Stage II. (Cost included with Traffic Control and Protection (Special).)

11/22/2005 09:18:39 AM H:\Dwr\Proj\Imp\Projects\Rockdale\PlanSheets\Stage1\TrafficControl.dgn

Designed By JLF Checked By RLP  
Drawn By JLF Checked By RLP

