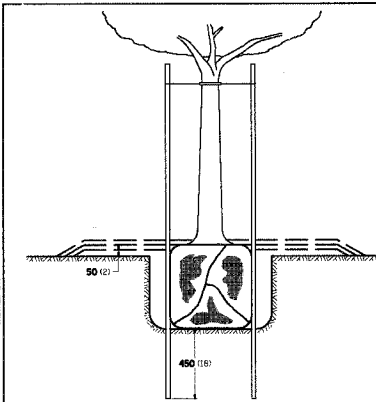


F.A.P. RTE.	SECTION	COUNTY	TOTAL SHEETS	SHEET NO.
301		STEPHENSON	290	140
STA.	TO STA.			
FED. ROAD DIST. NO.	ILLINOIS	FED. AID PROJECT		

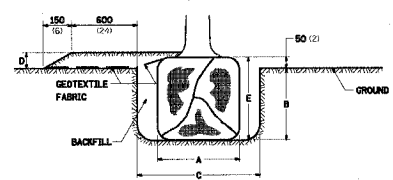
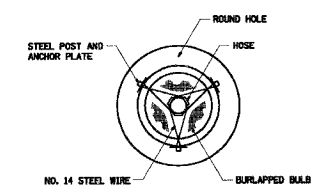
DETAILS OF PLANTING AND BRACING TREES

SMALL TREE SIZE	A	B	C	D	E	F
DIAMETER OF BALL OR ROOT SYS.	DEPTH OF HOLE EXCAVATION	WIDTH OF HOLE EXCAVATION	THICKNESS OF MULCH COVER	DEPTH OF BALL OR ROOT SYS.	VOLUME OF MULCH COVER	m ³ (CU. YDS.)
1.5-1.8m (5'-6") BB	400 (16)	250 (10)	750 (30)	100 (4)	300 (12)	0.41 (0.54)
1.8-2.0m (6'-0") BB	400 (16)	250 (10)	750 (30)	100 (4)	300 (12)	0.41 (0.54)
2.0-2.4m (6'-6") BB	500 (20)	275 (11)	750 (30)	100 (4)	300 (12)	0.41 (0.54)
2.4-3.0m (8'-0") BB	600 (24)	300 (12)	900 (36)	100 (4)	400 (16)	0.47 (0.61)
3.0-3.6m (10'-0") BB	800 (32)	375 (15)	900 (36)	100 (4)	400 (16)	0.47 (0.61)

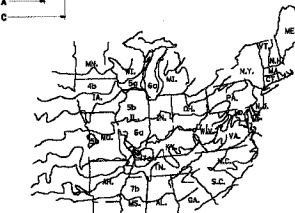
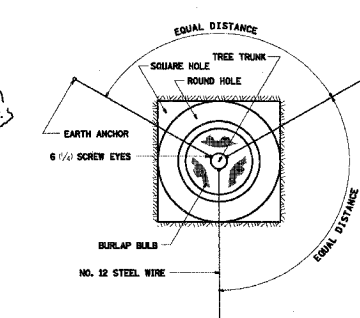
LARGE TREE SIZE	A	B	C	D	E	F
DIAMETER OF BALL OR ROOT SYS.	DEPTH OF HOLE EXCAVATION	WIDTH OF HOLE EXCAVATION	THICKNESS OF MULCH COVER	DEPTH OF BALL OR ROOT SYS.	VOLUME OF MULCH COVER	m ³ (CU. YDS.)
0-50 (0-2')	500 (20)	275 (11)	900 (36)	100 (4)	325 (13)	0.47 (0.61)
50-65 (2'-0"-2'-6") BB	600 (24)	300 (12)	1200 (48)	100 (4)	400 (16)	0.50 (0.65)
65-75 (2'-6"-2'-8") BB	700 (28)	425 (17)	1200 (48)	100 (4)	475 (19)	0.60 (0.78)
75-90 (3'-0"-3'-6") BB	800 (32)	425 (17)	1800 (72)	100 (4)	475 (19)	0.73 (0.95)
90-100 (3'-0"-3'-6") BB	900 (36)	500 (20)	1800 (72)	100 (4)	500 (20)	0.73 (0.95)
100-115 (4'-0"-4'-6") BB	1000 (40)	500 (20)	1800 (72)	100 (4)	600 (24)	0.80 (1.04)
115-125 (4'-6"-5'-0") BB	1000 (40)	600 (24)	1800 (72)	100 (4)	600 (24)	0.80 (1.04)
125-140 (5'-0"-5'-6") BB	1200 (48)	675 (27)	2100 (84)	100 (4)	725 (29)	1.06 (1.38)



TREES SMALLER THAN 115 (4 1/2) IN DIAMETER



TREES OVER 115 (4 1/2) IN DIAMETER



U.S. DEPARTMENT OF AGRICULTURE
AGRICULTURAL RESEARCH SERVICE
PUBLICATION NO. 84

ALL DIMENSIONS ARE IN MILLIMETERS (INCHES) UNLESS OTHERWISE NOTED.

DETAILS OF PLANTING AND BRACING TREES

DATE-TIME
DRAWN-SPEC
CHECKED
REF
REF