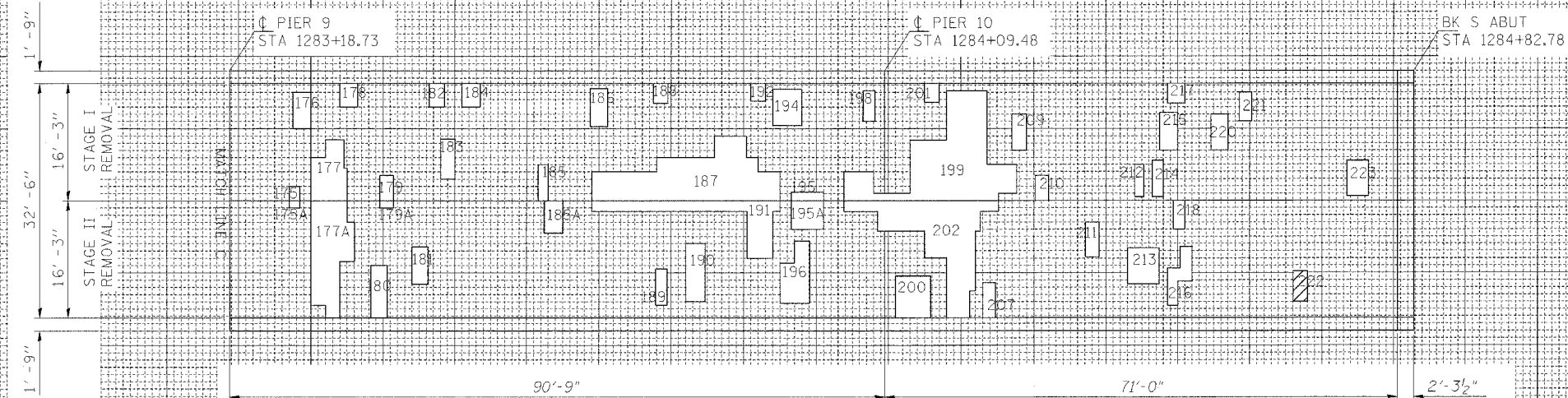


10/20/05
 \94367d\patching.dgn

F.A.P. RTE.	SECTION	COUNTY	TOTAL SHEETS	SHEET NO.	SHEET NO. 17
328	5R, Y, RS-1	CLAY	594	79	17 SHEETS
STA. 1283+18.78		TO STA. 1284+82.78			
FED. ROAD DIST. NO. 7 ILLINOIS FED. AID PROJECT					
CONTRACT NO. 74078					



PATCH NO.	SIZE	DECK SLAB REPAIR (PART. DEPTH)			DECK SLAB REPAIR (FD TY 1)	DECK SLAB REPAIR (FD TY 2)
		SO FT	SO FT	SO FT		
175	2.0 x 1.5	3				
175A	1.0 x 1.5	1.5				
176	2.5 x 5.0	12.5				
177	2.5 x 2.5	6.25				
	1.5 x 5.0	7.5				
	4.5 x 5.0	22.5				
177A	3.0 x 5.0	15				
	5.5 x 6.0	33				
	6.0 x 4.0	24				
	1.5 x 2.0	3				
178	2.5 x 3.0	7.5				
179	3.5 x 2.0	7				
179A	1.0 x 2.0	2				
180	2.0 x 7.5	15				
181	2.5 x 5.0	12.5				
182	2.0 x 3.0	6				
183	2.0 x 5.0	10				
184	2.5 x 3.5	8.75				
185	5.0 x 1.5	7.5				
185A	4.5 x 2.5	11.25				
186	2.5 x 5.0	12.5				
187	3.0 x 4.5	13.5				
	2.0 x 14.0	28				
	4.0 x 26.0	104				
188	2.0 x 3.0	6				
189	1.5 x 5.0	7.5				
190	2.5 x 8.0	20				
191	1.5 x 25.0	37.5				
	1.0 x 2.0	2				
	6.5 x 3.5	22.75				
192	2.0 x 2.5	5				

PATCH NO.	SIZE	DECK SLAB REPAIR (PART. DEPTH)			DECK SLAB REPAIR (FD TY 1)	DECK SLAB REPAIR (FD TY 2)
		SO FT	SO FT	SO FT		
194	4.0 x 5.0	20				
195	1.5 x 4.5	6.75				
195A	4.0 x 4.5	18				
196	2.5 x 6.0	15				
	2.0 x 8.5	17				
198	2.0 x 4.5	9				
199	3.0 x 4.0	12				
	7.0 x 5.5	38.5				
	3.5 x 10.5	36.75				
	4.0 x 14.5	58				
	1.0 x 22.0	22				
200	5.0 x 5.5	27.5				
201	2.0 x 2.5	5				
202	1.5 x 22.0	33				
	3.0 x 14.0	42				
	4.0 x 7.0	28				
	4.0 x 4.5	18				
	4.0 x 3.0	12				
207	1.5 x 5.0	7.5				
209	2.0 x 5.0	10				
210	1.5 x 3.5	5.25				
211	2.0 x 5.0	10				
212	1.5 x 4.5	6.75				
213	4.0 x 5.0	20				
214	1.5 x 5.0	7.5				
215	2.5 x 5.5	13.75				
216	1.5 x 3.0	4.5				
	2.0 x 3.5	7				
	3.5 x 1.5	5.25				
217	2.5 x 2.5	6.25				
218	1.5 x 4.0	6				

PATCH NO.	SIZE	DECK SLAB REPAIR (PART. DEPTH)			DECK SLAB REPAIR (FD TY 1)	DECK SLAB REPAIR (FD TY 2)
		SO FT	SO FT	SO FT		
220	2.5 x 5.0	12.5				
221	2.0 x 4.0	8				
222	2.0 x 4.0			8		
223	3.5 x 5.0	17.5				
	TOTAL	1040.7	0	8		
	PARTIAL DEPTH					
	$1040.75 / 9 =$	115.6				
	USE	116		SO YD		
	FULL DEPTH, TYPE 1					
	$0 / 9 =$	0.0				
	USE	0		SO YD		
	FULL DEPTH, TYPE 2					
	$8 / 9 =$	0.9				
	USE	1		SO YD		
	GRAND TOTAL					
	(SO. YD.)	526	0	100		

PATCH NO.	SIZE	DECK SLAB REPAIR (PART. DEPTH)			DECK SLAB REPAIR (FD TY 1)	DECK SLAB REPAIR (FD TY 2)
		SO FT	SO FT	SO FT		

PATCH NO.	SIZE	DECK SLAB REPAIR (PART. DEPTH)			DECK SLAB REPAIR (FD TY 1)	DECK SLAB REPAIR (FD TY 2)
		SO FT	SO FT	SO FT		


THE ENGINEER SHOULD MARK THE ACTUAL DECK SLAB REPAIR LOCATIONS IN THE AS BUILT PLANS.


PATCHING SURVEY BY PENETRADOR, INC. 06/22/00

DECK SURFACE REINSPECTED ON 09/2005

THE SIZES SHOWN GRAPHICALLY ARE APPROXIMATE. SEE THIS TABLE FOR ACTUAL SIZES.

PATCHING LEGEND

 PARTIAL DEPTH

 FULL DEPTH (FD)

PARTIAL DEPTH QUANTITIES ARE PROVIDED FOR INFORMATION ONLY

BRIDGE DECK PATCHING
 CLAY COUNTY
 SECTION 5BR-2
 FAP 328 OVER LITTLE
 WABASH RIVER
 0.5 MI N OF LOUISVILLE
 SN 013-0010
 SHEET 4 OF 4