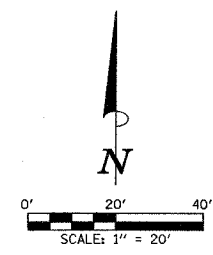


| | | | | |
|-----------------------|---------------|-------------------------|--------------|-----------|
| F.A.U. RT. | SECTION | COUNTY | TOTAL SHEETS | SHEET NO. |
| B07 00-00374-00-PV | CHAMPAIGN | 149 | 63 | |
| STA. 60+70 | TO STA. 68+00 | | | |
| FED. ROAD DIST. NO. 7 | ILLINOIS | F.A. PROJECT M-5181(38) | | |

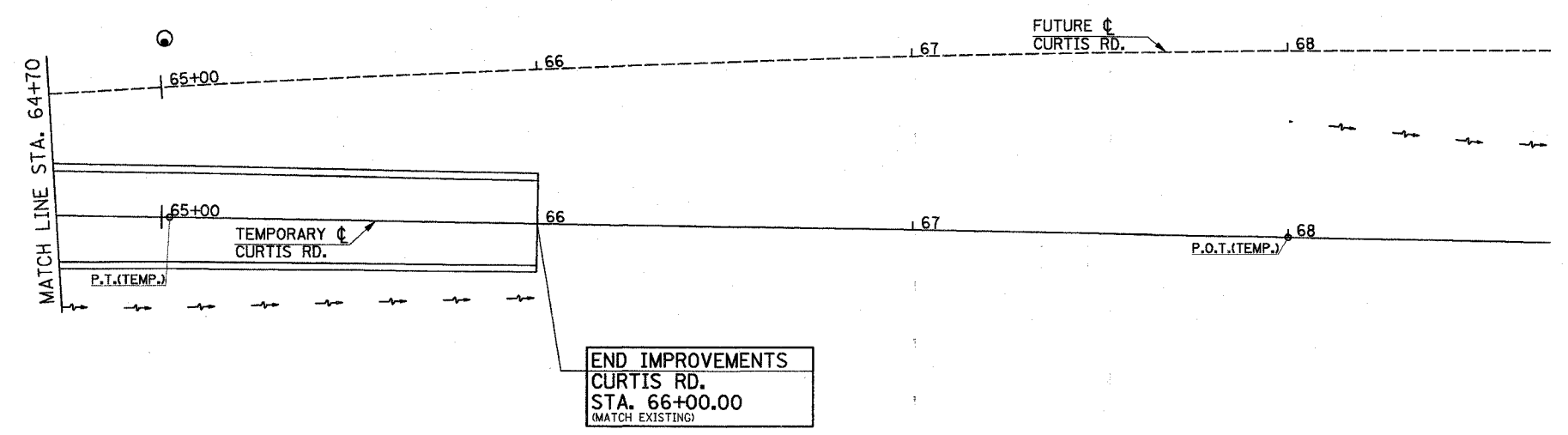
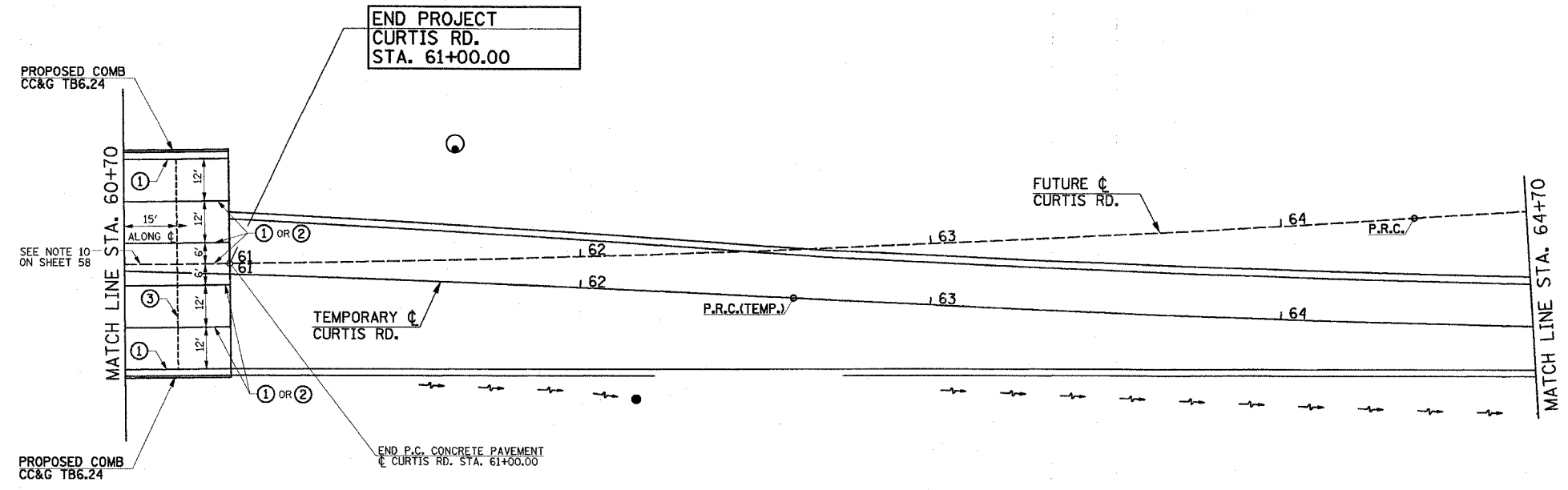
CONTRACT NO. 91308



PAVEMENT JOINT KEY

- ① LONGITUDINAL CONSTRUCTION JOINT WITH NO. 6 x 30" EPOXY COATED TIE BARS AT 24" CENTERS FORMED IN PLACE (STD. 420001)
- ② SAWED LONGITUDINAL JOINT WITH NO. 6 x 30" EPOXY COATED TIE BARS AT 30" CENTERS (STD. 420001)
- ③ SAWED TRANSVERSE CONTRACTION JOINT WITH 1/2" DIA. X 18" EPOXY COATED DOWEL BARS AT 12" CENTERS (STD. 420001)
- ④ 1" EXPANSION JOINT WITH 1/2" DIA. X 18" EPOXY COATED DOWEL BARS AT 12" CENTERS (STD. 420001)
NOTE: EXPANSION JOINT WIDTH MODIFIED FROM STD. 420001
- ⑤ LONGITUDINAL CONSTRUCTION JOINT WITH NO. 6 x 24" EPOXY COATED TIE BARS AT 24" CENTERS FORMED IN PLACE (STD. 420001)
- ⑥ TRANSVERSE CONSTRUCTION JOINT WITH 1/2" DIA. X 18" EPOXY COATED DOWEL BARS AT 12" CENTERS (STD. 420001).

| LEGEND | |
|--------|---------------------------------------|
| | PROPOSED 1" EXPANSION JOINTS |
| | PROPOSED LONGITUDINAL JOINTS |
| | PROPOSED TRANVERSE CONTRACTION JOINTS |
| | PROPOSED INLETS |
| | PROPOSED MANHOLES |



ILLINOIS DEPARTMENT OF TRANSPORTATION

PAVEMENT JOINT PLAN

DATE : 8-05
 DRAWN BY : S.M.W.
 CHECKED BY : R.L.H.

SCALE : 1"=20'