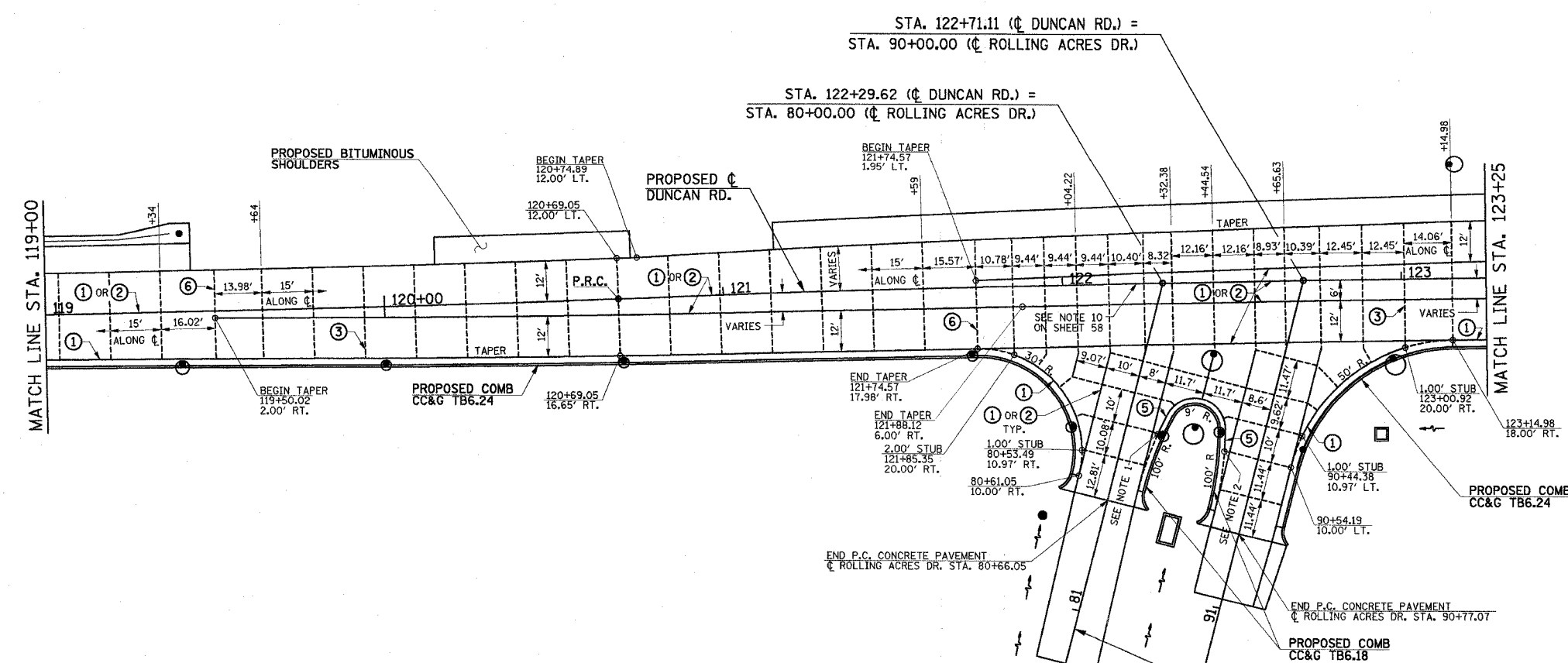
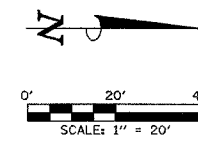


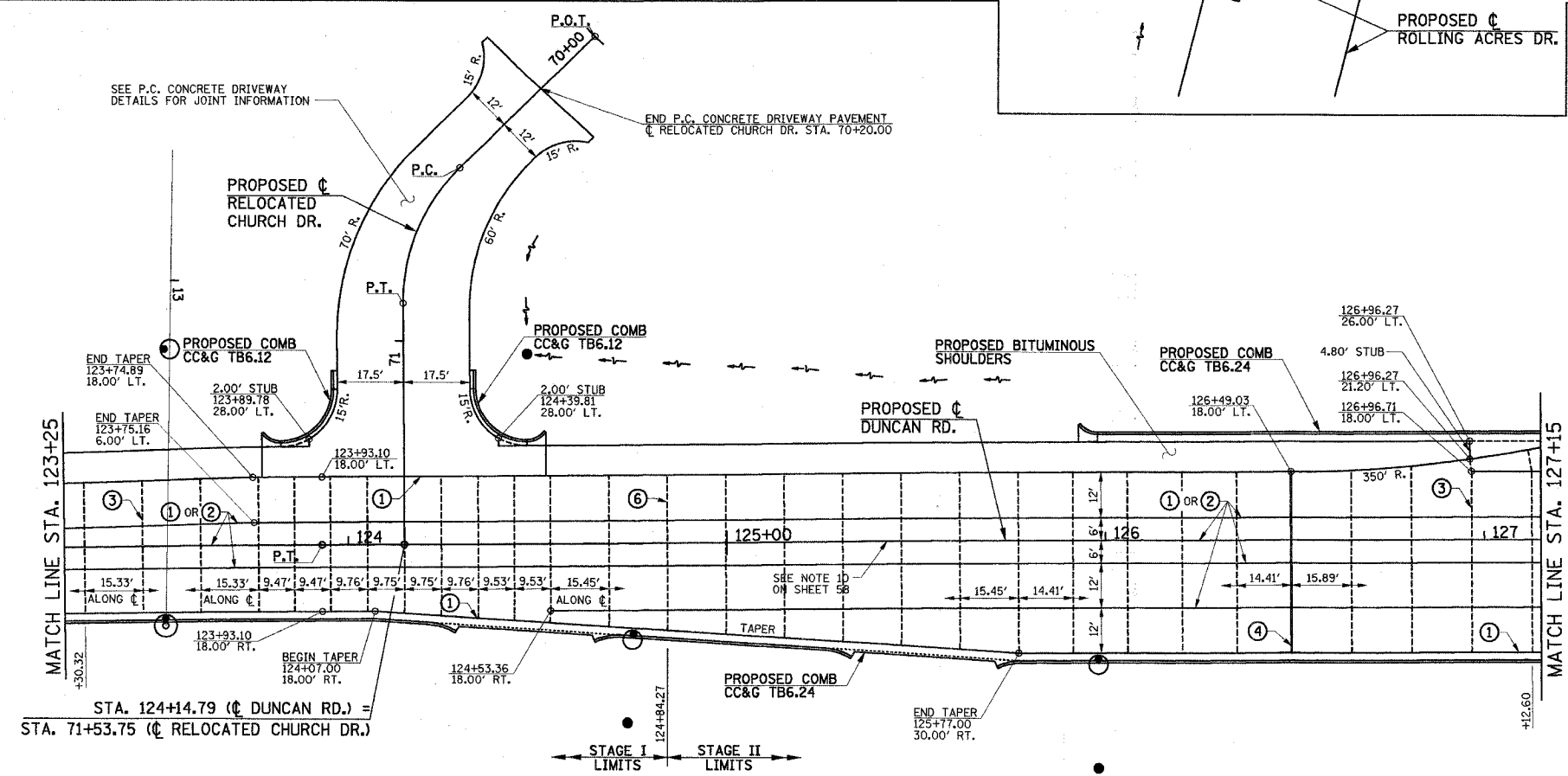
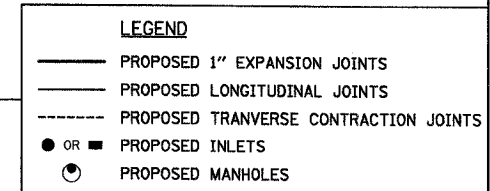
F.A. DIST. NO. 7	SECTION	COUNTY	TOTAL SHEETS	SHEET NO.
807	00-00374-00-PV	CHAMPAIGN	149	65
STA. 119+00	TO STA. 127+15			
FED. ROAD DIST. NO. 7		ILLINOIS	F.A. PROJECT M-5181(38)	

CONTRACT NO. 91308



- PAVEMENT JOINT KEY**
- ① LONGITUDINAL CONSTRUCTION JOINT WITH NO. 6 x 30" EPOXY COATED TIE BARS AT 24" CENTERS FORMED IN PLACE (STD. 420001)
 - ② SAWED LONGITUDINAL JOINT WITH NO. 6 x 30" EPOXY COATED TIE BARS AT 30" CENTERS (STD. 420001)
 - ③ SAWED TRANSVERSE CONTRACTION JOINT WITH 1/2" DIA. X 18" EPOXY COATED DOWEL BARS AT 12" CENTERS (STD. 420001)
 - ④ 1" EXPANSION JOINT WITH 1/2" DIA. X 18" EPOXY COATED DOWEL BARS AT 12" CENTERS (STD. 420001)
NOTE: EXPANSION JOINT WIDTH MODIFIED FROM STD. 420001
 - ⑤ LONGITUDINAL CONSTRUCTION JOINT WITH NO. 6 x 24" EPOXY COATED TIE BARS AT 24" CENTERS FORMED IN PLACE (STD. 420001)
 - ⑥ TRANSVERSE CONSTRUCTION JOINT WITH 1/2" DIA. X 18" EPOXY COATED DOWEL BARS AT 12" CENTERS (STD. 420001).

NOTES
 1. 1.59' STUB, 80+43.45, 9.56' LT.
 2. 1.59' STUB, 90+54.47, 10.16' RT.



ILLINOIS DEPARTMENT OF TRANSPORTATION

PAVEMENT JOINT PLAN

DATE : 8-05
 DRAWN BY : S.M.W.
 CHECKED BY : R.L.J.

SCALE : 1"=20'