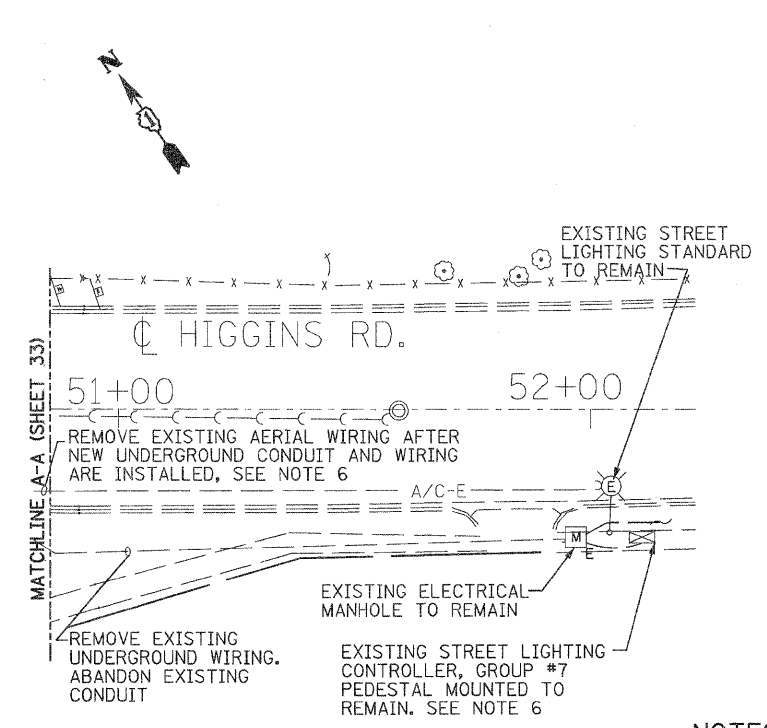
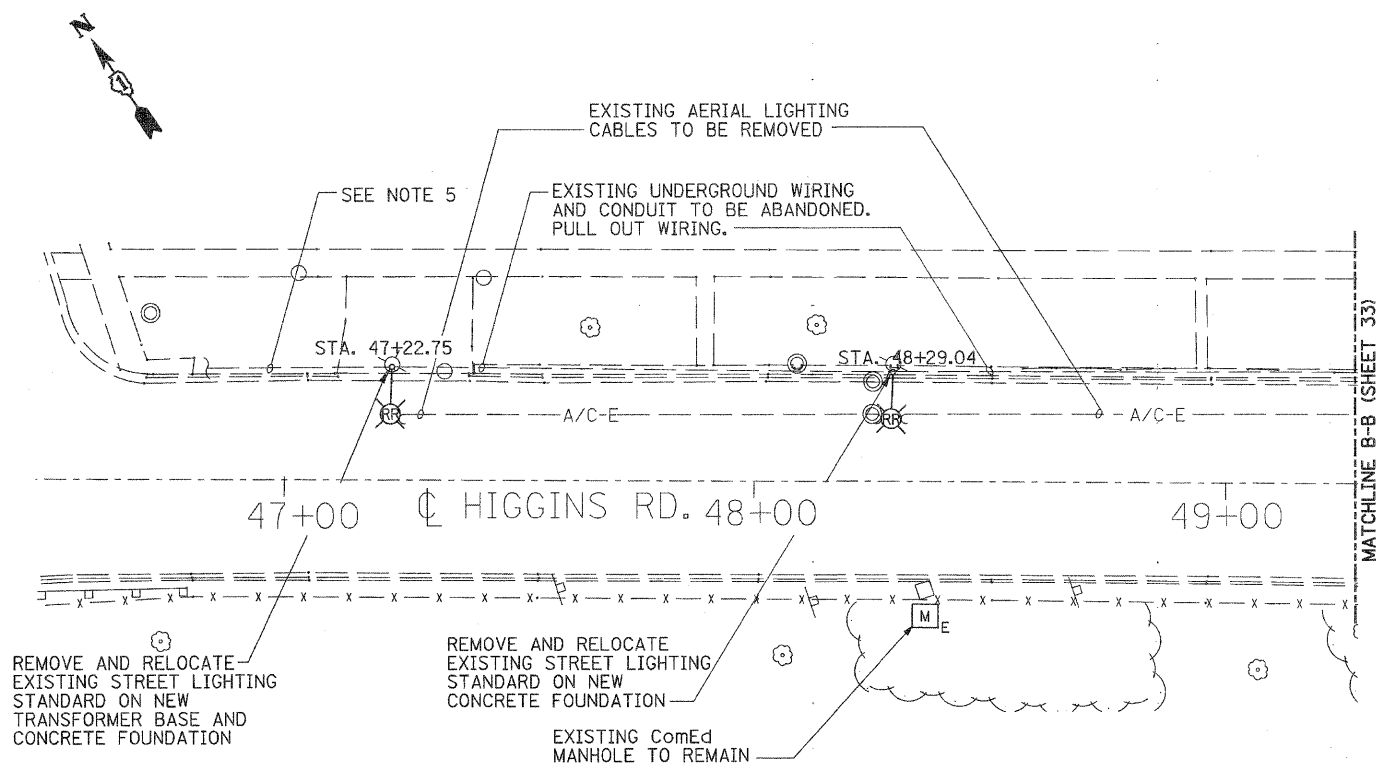


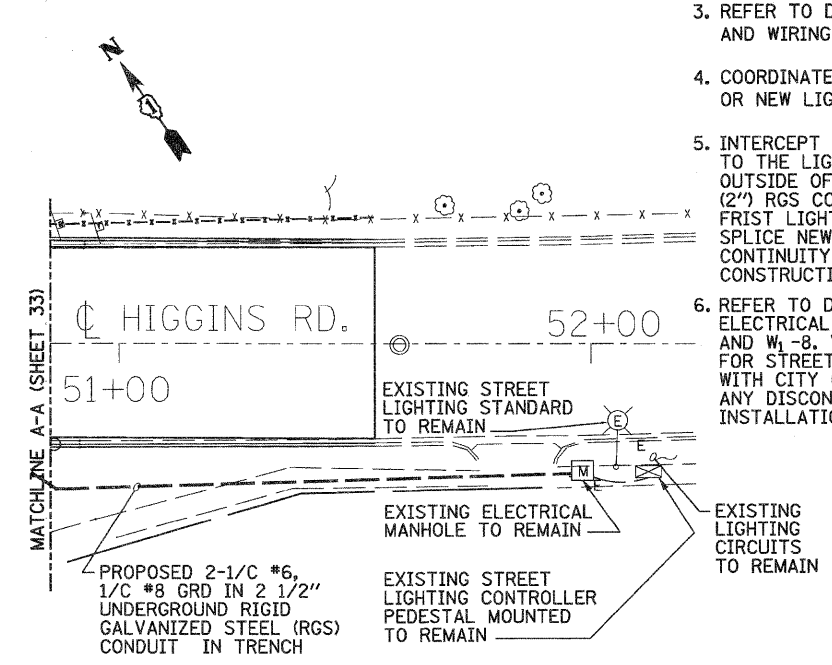
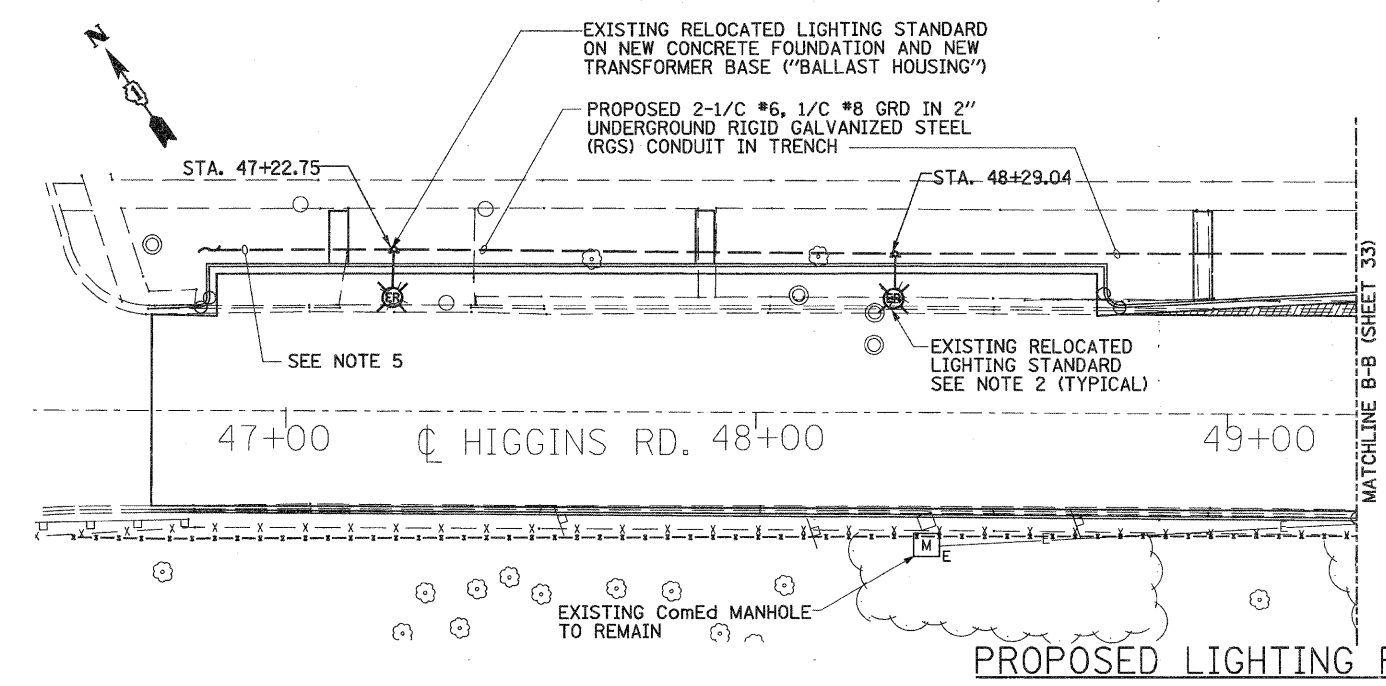
H:\IDOT\2009-246 PTB I53 Item 2\016-10\Oriole\_FindEngineering\Plan Sheets\34-020\hg05\8.dgn 10:04:29 AM 12/6/2011



**EXISTING CONDITIONS AND LIGHTING REMOVAL PLAN**

**NOTES:**

1. REFER TO DWG. E-1 FOR NOTES, BILL OF MATERIAL AND SYMBOL LIST.
2. RELOCATE THE EXISTING LIGHTING STANDARDS, AFFECTED BY THE ROADWORK ON NEW CONCRETE FOUNDATIONS. RECONNECT THE RELOCATED LIGHTING UNITS TO THE SAME EXISTING BRANCH CIRCUITS ORIGINATING IN THE EXISTING RELOCATED LIGHTING CONTROLLER #7 OR RESPECTIVELY IN THE EXISTING RELOCATED LIGHTING CONTROLLER #12.
3. REFER TO DWG. E-2 FOR CONTINUATION OF CONDUIT AND WIRING.
4. COORDINATE EXACT LOCATION OF EXISTING RELOCATED OR NEW LIGHT STANDARDS WITH CIVIL DRAWINGS.
5. INTERCEPT EXISTING LIGHTING CIRCUITS AND CONDUITS TO THE LIGHTING STANDARDS TO REMAIN IN OPERATION OUTSIDE OF CONSTRUCTION AREAS. EXTEND NEW 50 mm (2") RGS CONDUIT, WITH 2 -1/C #6, 1/C #8 GRD TO THE FIRST LIGHT POLE, NORTH OF CONSTRUCTION LIMIT. SPLICE NEW WIRING AND MAINTAIN THE CIRCUIT CONTINUITY TO THE ADJACENT AREAS DURING CONSTRUCTION.
6. REFER TO DWG. E-12 FOR CITY OF CHICAGO EXISTING ELECTRICAL PLANS AND EDISON SERVICE ATLASES X1-8 AND W1-8. VERIFY AND COORDINATE ALL ELECTRICAL WORK FOR STREET LIGHTING, CONDUIT ROUTING AND CONNECTIONS WITH CITY OF CHICAGO (BUREAU OF ELECTRICITY), PRIOR TO ANY DISCONNECTING, REMOVAL, RELOCATION AND NEW INSTALLATION WORK.



**PROPOSED LIGHTING PLAN**



9901 S. Western Ave.  
Chicago, IL 60643  
Ph. 773-881-4788  
F: 773.239.3728

DESIGNED	TS	REVISED	-
CHECKED	TPP	REVISED	-
DRAWN	JS	REVISED	-
CHECKED	TPP	REVISED	-

**STATE OF ILLINOIS  
DEPARTMENT OF TRANSPORTATION**

**ORIOLE AVENUE AT I-90  
STRUCTURE NO. 016-1101**

**EXISTING CONDITIONS, REMOVAL AND  
PROPOSED LIGHTING PLAN**

SCALE: 1" = 20' SHEET NO. E5 OF E14 SHEETS STA. TO STA.

F.A.I. RTE.	SECTION	COUNTY	TOTAL SHEETS	SHEET NO.
90	1515.1-B	COOK	101	34
			CONTRACT NO. 60M79	
ILLINOIS FED. AID PROJECT				

DWG. E-3