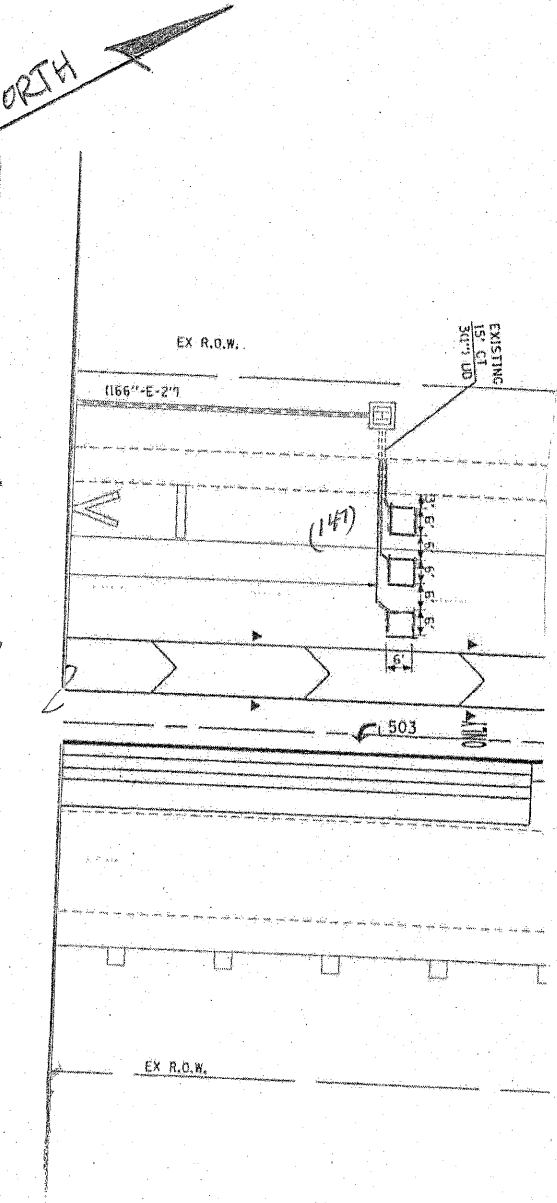
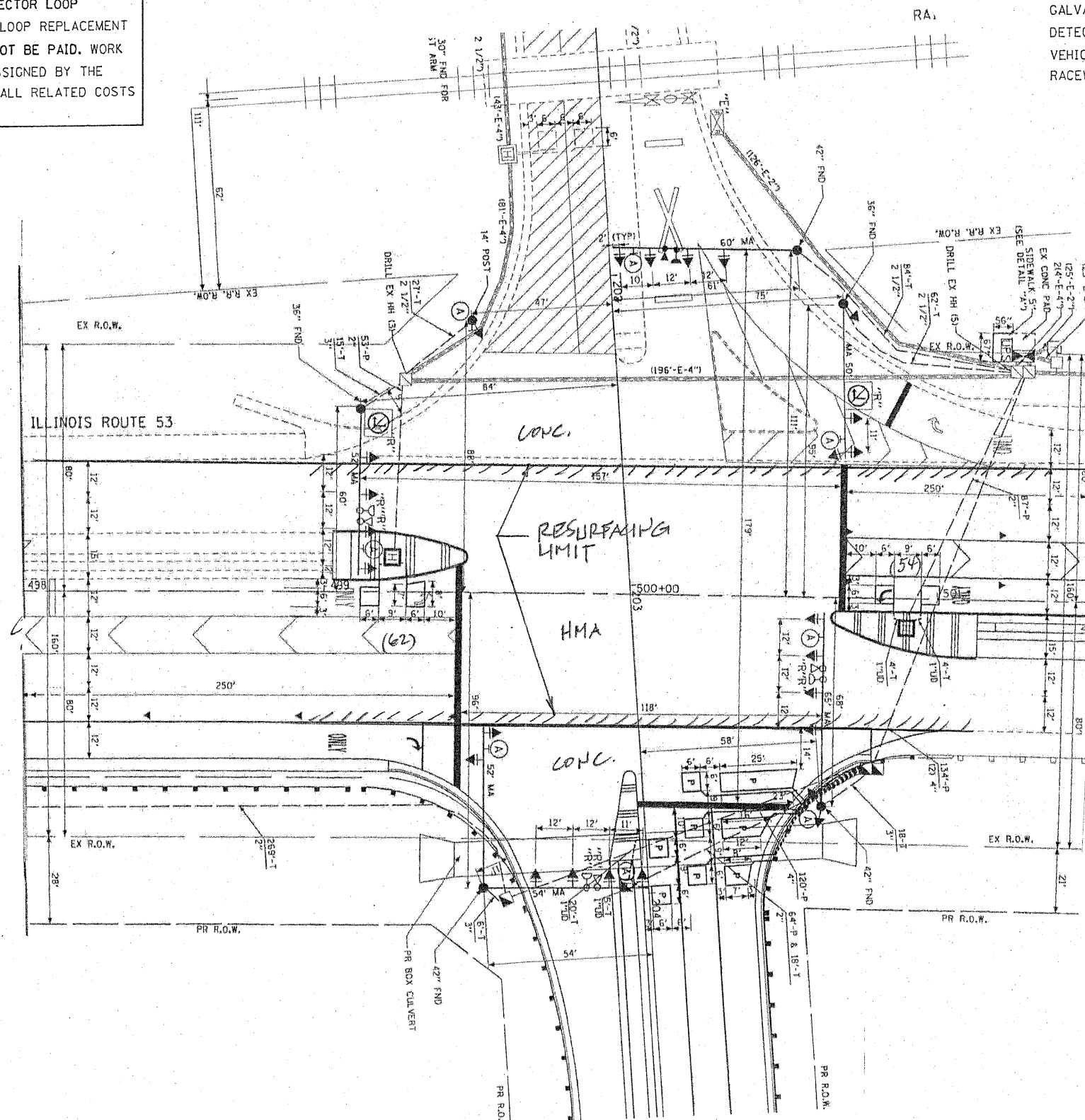
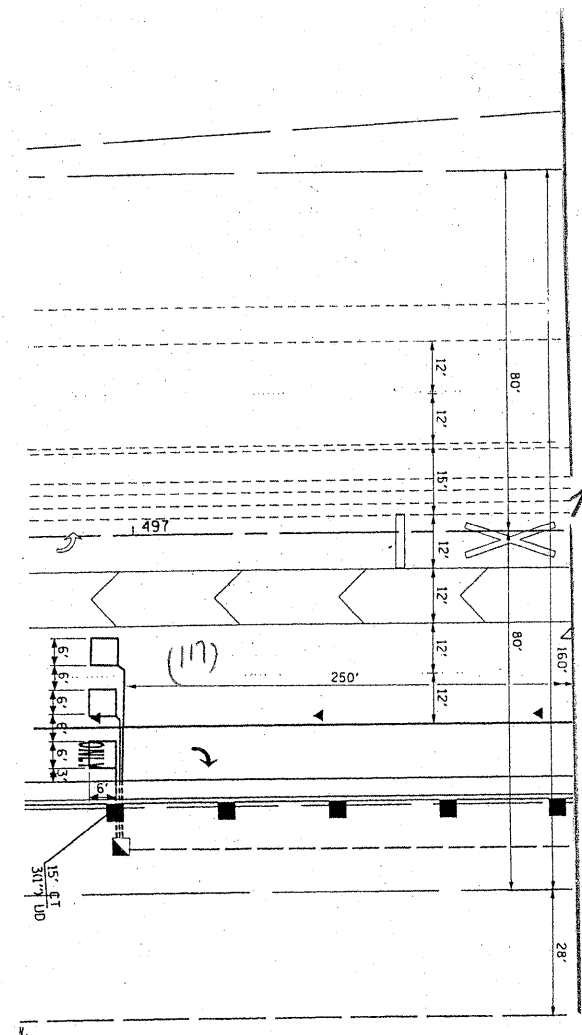


WORK SHALL MEET THE REQUIREMENTS OF THE SPECIAL PROVISION, "TRAFFIC SIGNAL SPECIFICATIONS FOR DETECTOR LOOP REPLACEMENT AND/OR INSTALLATION ON ROADWAY GRINDING, RESURFACING AND PATCHING OPERATIONS". SPECIAL ATTENTION MUST BE MADE TO THE SECTIONS "INSPECTION OF CONSTRUCTION" AND "DETECTOR LOOP REPLACEMENT" FOR INSTALLATION AND INSPECTION REQUIREMENTS. LOOP REPLACEMENT WORK THAT DOES NOT MEET THE CONTRACT REQUIREMENTS SHALL NOT BE PAID. WORK NECESSARY TO COMPLETE THE LOOP REPLACEMENT WORK MAY BE ASSIGNED BY THE ENGINEER TO IDOT'S ELECTRICAL MAINTENANCE CONTRACTOR (EMC); ALL RELATED COSTS WILL BE THE RESPONSIBILITY OF THE CONTRACTOR.

TRAFFIC SIGNAL LEGEND

	PROPOSED	EXISTING
SIGNAL HEAD WITH BACKPLATE		
SIGNAL HEAD		
GALVANIZED STEEL CONDUIT IN TRENCH OR PUSHED		
DETECTOR LOOP		
VEHICLE DETECTOR, NON COMPENSATED MAGNETIC TYPE		
RAWAYWAY FOR MAGNETIC DETECTOR, TYPE I OR TYPE II		



THIS PLAN IS FOR THE SOLE PURPOSE OF DETECTOR LOOP REPLACEMENTS ONLY

REPLACE ALL DETECTOR LOOPS AS SHOWN (WITHIN THE RESURFACING LIMITS)

CODE	QUANTITY	UNIT	ITEM
88600600	380	FOOT	DETECTOR LOOP, REPLACEMENT

FILE NAME =	USER NAME = pascencas	DESIGNED -	REVISED -
or\pwork\p\dot\pascencas\10112618\1\asher.dgn		DRAWN -	REVISED -
PLOT SCALE = 1/8" = 1' in.		CHECKED -	REVISED -
PLOT DATE = 6/22/2011		DATE -	REVISED -

**STATE OF ILLINOIS
DEPARTMENT OF TRANSPORTATION**

**DISTRICT ONE - DETECTOR LOOP REPLACEMENT
ON RTE. 53 @ STRAWN ROAD**

F.A.R. RTE.	SECTION	COUNTY	TOTAL SHEETS	SHEET NO.
246	4R-AS-9	Will	25	13
FED. ROAD DIST. NO.		ILLINOIS FED. AID PROJECT		