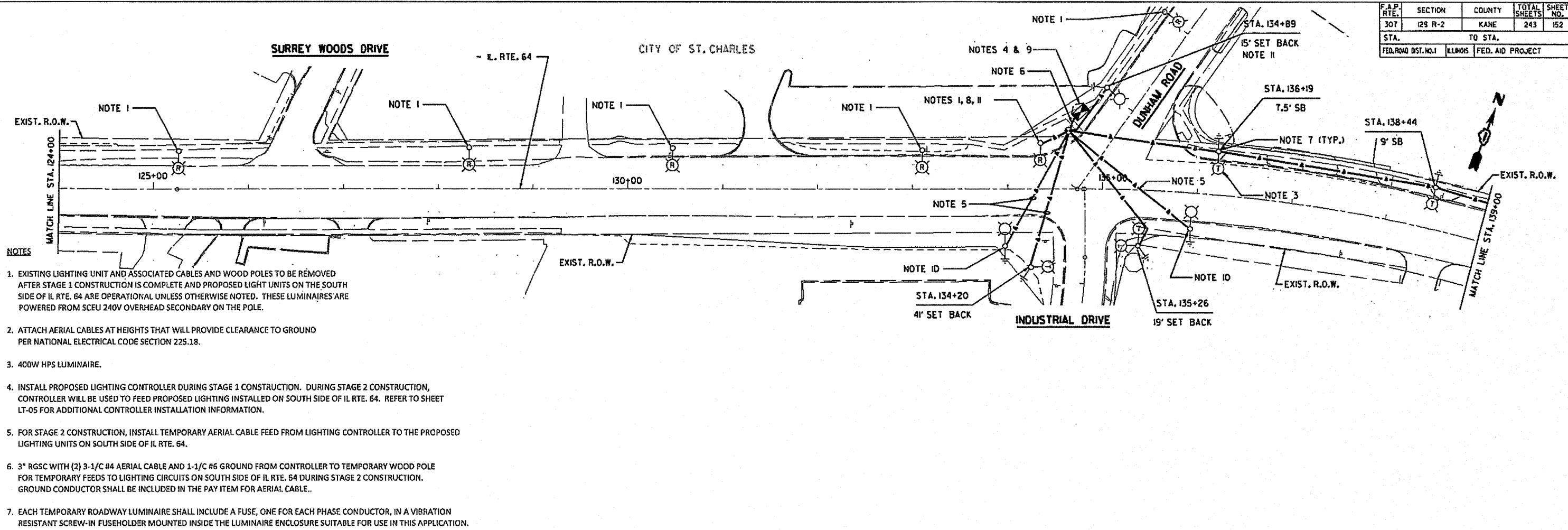
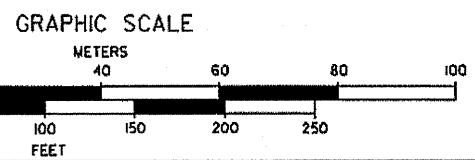
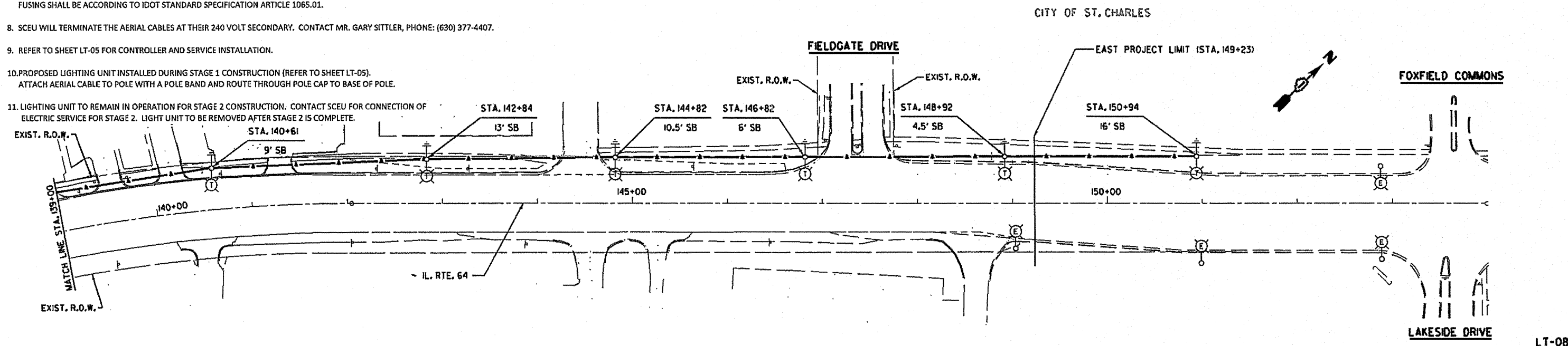


F.A.P. RTE.	SECTION	COUNTY	TOTAL SHEETS	SHEET NO.
307	I29 R-2	KANE	243	152
STA.	TO STA.			
FED. ROAD DIST. NO. 1	ILLINOIS	FED. AID PROJECT		



- NOTES**
- EXISTING LIGHTING UNIT AND ASSOCIATED CABLES AND WOOD POLES TO BE REMOVED AFTER STAGE 1 CONSTRUCTION IS COMPLETE AND PROPOSED LIGHT UNITS ON THE SOUTH SIDE OF IL RTE. 64 ARE OPERATIONAL UNLESS OTHERWISE NOTED. THESE LUMINAIRES ARE POWERED FROM SCEU 240V OVERHEAD SECONDARY ON THE POLE.
  - ATTACH AERIAL CABLES AT HEIGHTS THAT WILL PROVIDE CLEARANCE TO GROUND PER NATIONAL ELECTRICAL CODE SECTION 225.18.
  - 400W HPS LUMINAIRE.
  - INSTALL PROPOSED LIGHTING CONTROLLER DURING STAGE 1 CONSTRUCTION. DURING STAGE 2 CONSTRUCTION, CONTROLLER WILL BE USED TO FEED PROPOSED LIGHTING INSTALLED ON SOUTH SIDE OF IL RTE. 64. REFER TO SHEET LT-05 FOR ADDITIONAL CONTROLLER INSTALLATION INFORMATION.
  - FOR STAGE 2 CONSTRUCTION, INSTALL TEMPORARY AERIAL CABLE FEED FROM LIGHTING CONTROLLER TO THE PROPOSED LIGHTING UNITS ON SOUTH SIDE OF IL RTE. 64.
  - 3" RGSC WITH (2) 3-1/2" #4 AERIAL CABLE AND 1-1/2" #6 GROUND FROM CONTROLLER TO TEMPORARY WOOD POLE FOR TEMPORARY FEEDS TO LIGHTING CIRCUITS ON SOUTH SIDE OF IL RTE. 64 DURING STAGE 2 CONSTRUCTION. GROUND CONDUCTOR SHALL BE INCLUDED IN THE PAY ITEM FOR AERIAL CABLE.
  - EACH TEMPORARY ROADWAY LUMINAIRE SHALL INCLUDE A FUSE, ONE FOR EACH PHASE CONDUCTOR, IN A VIBRATION RESISTANT SCREW-IN FUSEHOLDER MOUNTED INSIDE THE LUMINAIRE ENCLOSURE SUITABLE FOR USE IN THIS APPLICATION. FUSING SHALL BE ACCORDING TO IDOT STANDARD SPECIFICATION ARTICLE 1065.01.
  - SCEU WILL TERMINATE THE AERIAL CABLES AT THEIR 240 VOLT SECONDARY. CONTACT MR. GARY SITTLER, PHONE: (630) 377-4407.
  - REFER TO SHEET LT-05 FOR CONTROLLER AND SERVICE INSTALLATION.
  - PROPOSED LIGHTING UNIT INSTALLED DURING STAGE 1 CONSTRUCTION (REFER TO SHEET LT-05). ATTACH AERIAL CABLE TO POLE WITH A POLE BAND AND ROUTE THROUGH POLE CAP TO BASE OF POLE.
  - LIGHTING UNIT TO REMAIN IN OPERATION FOR STAGE 2 CONSTRUCTION. CONTACT SCEU FOR CONNECTION OF ELECTRIC SERVICE FOR STAGE 2. LIGHT UNIT TO BE REMOVED AFTER STAGE 2 IS COMPLETE.



**SPAAN Tech, Inc.**  
 311 South Wacker Drive, Suite 2400  
 Chicago, IL 60606  
 phone: 312.277.8500  
 fax: 312.277.8508  
 web: www.SpaanTech.com

**CHRISTIAN-ROGE & ASSOCIATES, INC.**  
 ENGINEERS-PLANNERS-SURVEYORS  
 211 WEST WACKER DRIVE  
 CHICAGO, ILLINOIS 60606  
 1-312-372-2023 FAX: 1-312-372-5274

REVISIONS	
NAME	DATE

ILLINOIS DEPARTMENT OF TRANSPORTATION

**ILLINOIS ROUTE 64  
 EXISTING AND TEMPORARY LIGHTING PLAN  
 STA. 124+00 TO STA. 153+00 &  
 INDUSTRIAL DRIVE / DUNHAM ROAD**

SCALE: VERT.: N.A.  
 HORIZ.: 1" = 50'  
 DATE: SEPT. 2010

DRAWN BY: M. J./D. L.  
 CHECKED BY: I. B.

12/15/2011 11:44:14 AM