
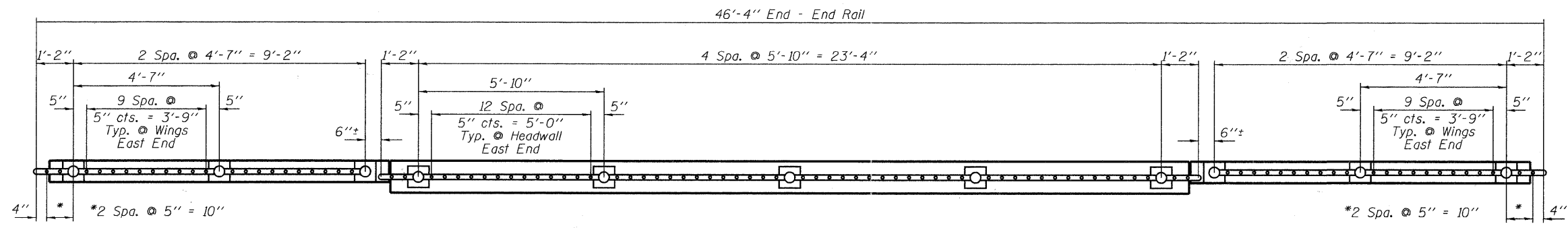


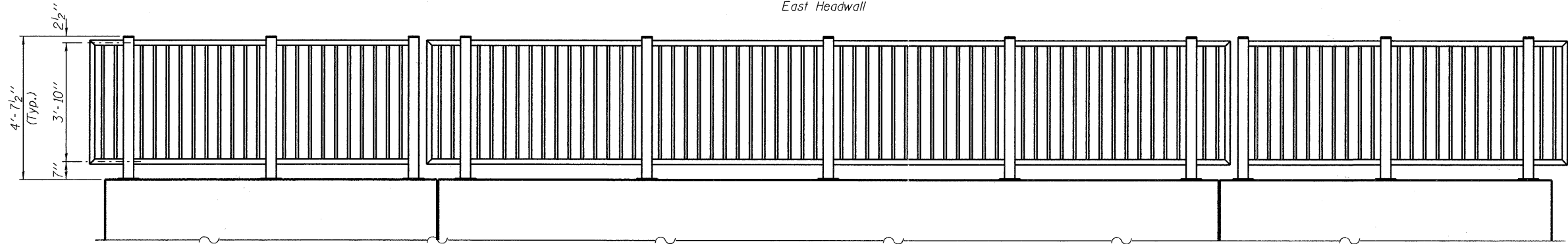
PLAN
West Headwall



ELEVATION
(Looking East)



PLAN
East Headwall



ELEVATION
(Looking West)

BILL OF MATERIAL

Item	Unit	Quantity
Bridge Fence Railing, Special	Foot	104

Note:
All wingwall and headwall elevations shall be field verified before fabrication.

FILE NAME =	USER NAME =	DESIGNED - D.W.T.	REVISED -	STATE OF ILLINOIS DEPARTMENT OF TRANSPORTATION	RAILING DETAILS STRUCTURE NO. 016-6803	F.A.U.	SECTION	COUNTY	TOTAL SHEETS	SHEET NO.
HAMPTON, LENZINI AND RENWICK, INC. 3885 STEVENSON DRIVE, SUITE 201 SPRINGFIELD, ILLINOIS 62703 ILLINOIS PROFESSIONAL DESIGN FIRM L3 / PE / SE CORP. 184-000889	PLOT SCALE =	CHECKED - S.W.M.	REVISED -			2556	08-00094-01-BR	COOK	30	24
	PLOT DATE = 9/9/2011	DRAWN - D.A.B.	REVISED -			VILLAGE OF SCHAUMBURG	CONTRACT NO. 63636			
		CHECKED - S.W.M.	REVISED -			ILLINOIS FED. AID PROJECT				