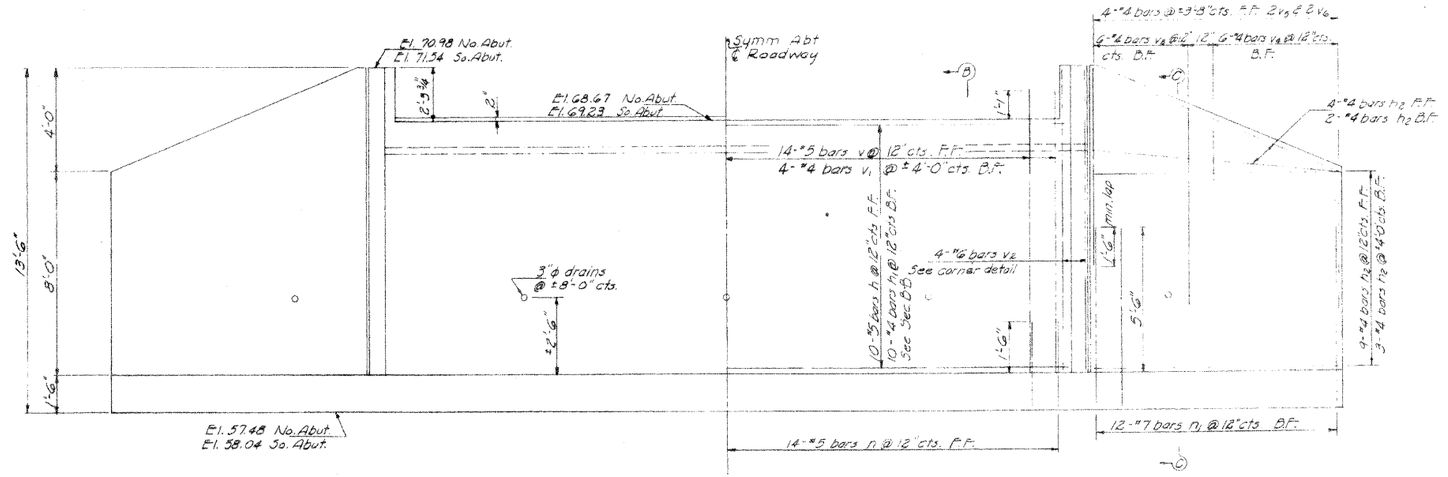

VIEW A-A

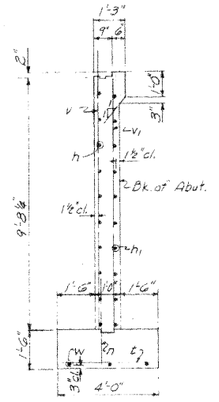

SECTION B-B

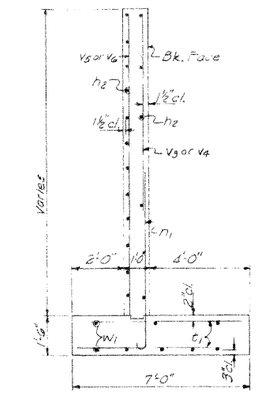

SECTION C-C

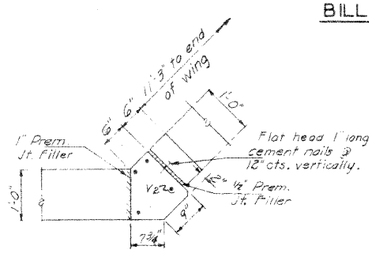

BAR h_1

CORNER DETAIL

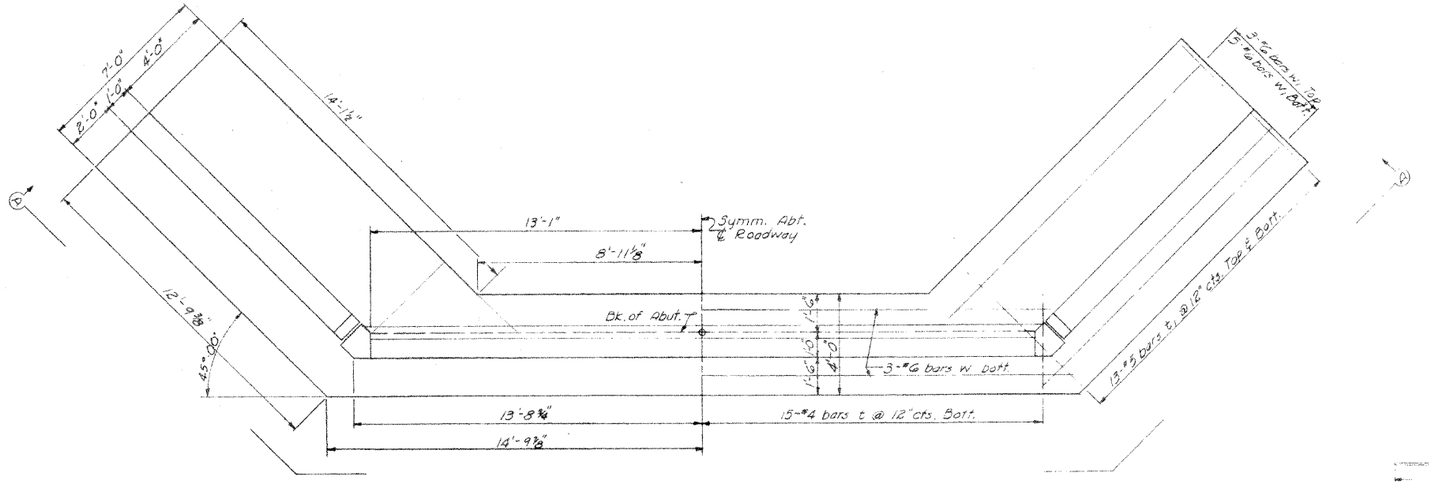

PLAN

BILL OF MATERIAL-ABUTMENTS

Bar	No.	Size	Length	Shape
h	20	#5	27'-0"	
h_1	24 20	#4	27'-0"	
h_2	72	#4	11'-6"	
n	54	#5	2'-9"	
n_1	48	#7	7'-7"	
t	58	#4	3'-8"	
t_1	104	#5	6'-8"	
v	54	#5	10'-9"	
v_1	14	#4	9'-6"	
v_2	16	#6	11'-10"	
v_3	24	#4	7'-10"	
v_4	24	#4	5'-10"	
v_5	8	#4	10'-4"	
v_6	8	#4	7'-9"	
w	6	#6	29'-6"	
w_1	32	#6	13'-6"	
Class X Concrete			Cu.Yd.	70.2
Reinforcement Bars			Lbs.	5520
Class A Excavation			Cu.Yds.	150
Class B Excavation			Cu.Yds.	200

ABUTMENTS
BURR BRIDGE

STA. 11+35.50
ST. CHARLES TOWNSHIP
KANE COUNTY

HANSON, COLLINS & RICE
CONSULTING ENGINEERS

DESIGNED AEE CHECKED V.F.S.
DRAWN AEE DATE 2-24-59 NO. 3-58-44

SHEET 3 OF 3

FILE NAME = W:\Projects\2010\100025 BurrFersonII\cadd\Civil\Dgn\Sht\EXSTRU_03.dgn

WILLS BURKE KELSEY ASSOCIATES LTD.
116 West Main Street, Suite 201
St. Charles, Illinois 60174
(630) 443-7755

USER NAME = $USER$	DESIGNED -	REVISED -	
	DRAWN -	REVISED -	
PLOT SCALE =	CHECKED -	REVISED -	
PLOT DATE = 10/19/2011	DATE - 10/24/11	REVISED -	

STATE OF ILLINOIS
DEPARTMENT OF TRANSPORTATION

EXISTING STRUCTURE PLANS
FOR REFERENCE ONLY

SCALE: | SHEET NO. 57 OF 76 SHEETS | STA. | TO STA.

TWNSHP RTE.	SECTION	COUNTY	TOTAL SHEETS	SHEET NO.
194	08-14117-00-BR	KANE	76	57

CONTRACT NO. 63645

FED. ROAD DIST. NO. | ILLINOIS | FED. AID PROJECT