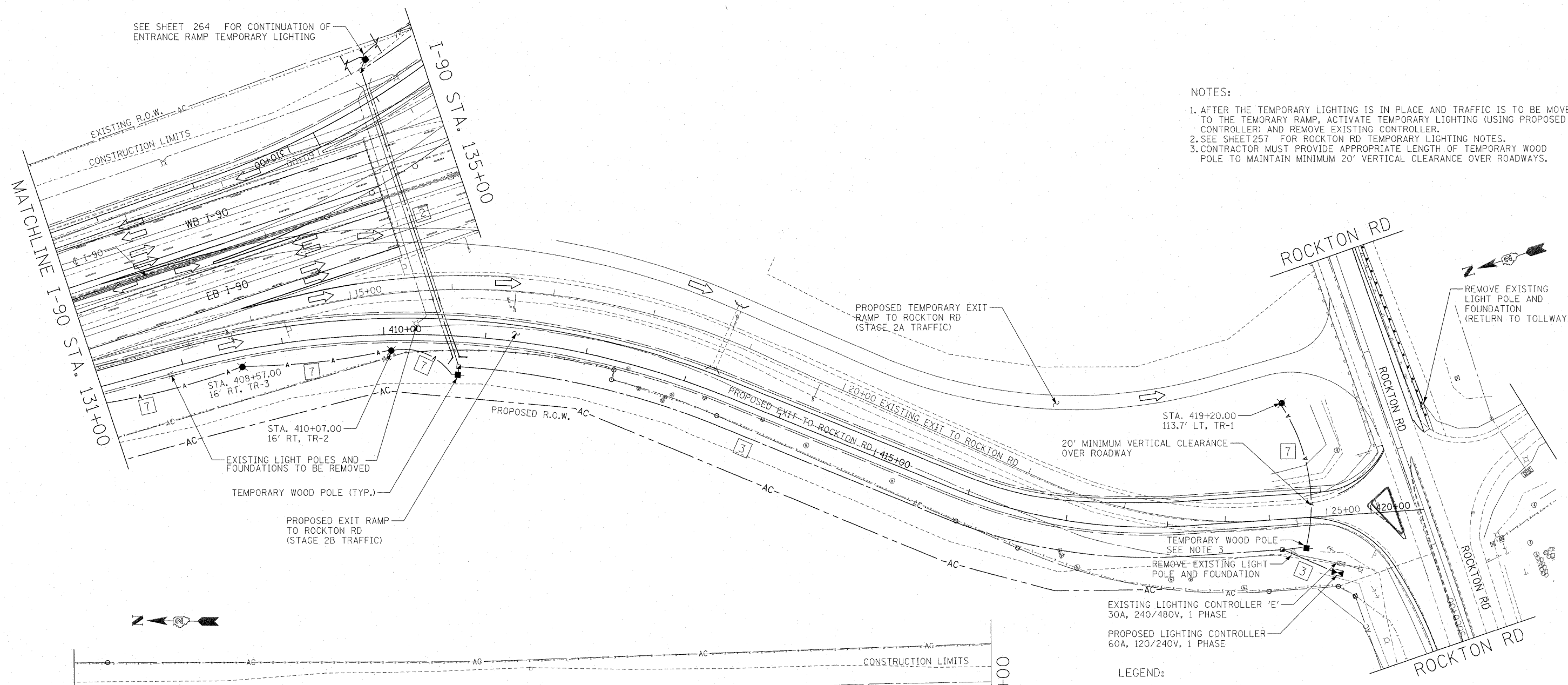
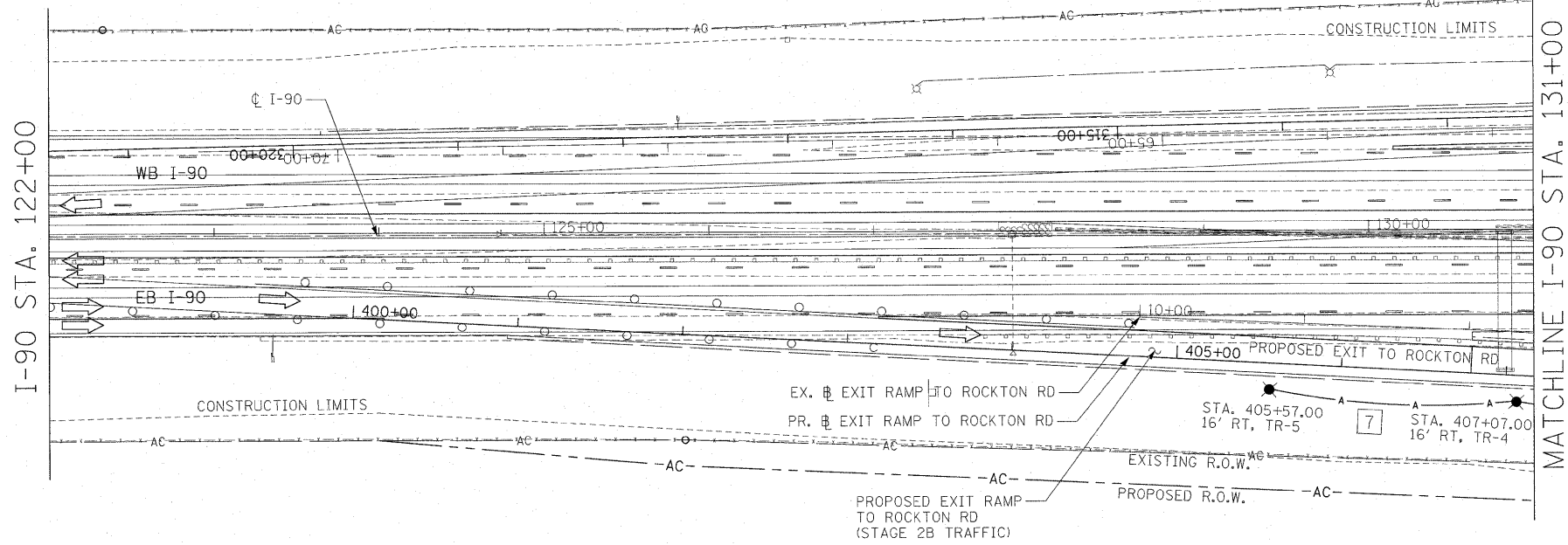



SEE SHEET 264 FOR CONTINUATION OF ENTRANCE RAMP TEMPORARY LIGHTING



- NOTES:
1. AFTER THE TEMPORARY LIGHTING IS IN PLACE AND TRAFFIC IS TO BE MOVED TO THE TEMPORARY RAMP, ACTIVATE TEMPORARY LIGHTING (USING PROPOSED CONTROLLER) AND REMOVE EXISTING CONTROLLER.
 2. SEE SHEET 257 FOR ROCKTON RD TEMPORARY LIGHTING NOTES.
 3. CONTRACTOR MUST PROVIDE APPROPRIATE LENGTH OF TEMPORARY WOOD POLE TO MAINTAIN MINIMUM 20' VERTICAL CLEARANCE OVER ROADWAYS.



- LEGEND:
- EXISTING UNIT DUCT
 - PROPOSED TEMPORARY LIGHTING AERIAL CABLE
 - ⊗ EXISTING LIGHT POLE TO REMAIN UNLESS NOTED OTHERWISE
 - ⊠ EXISTING LIGHTING CONTROLLER
 - ⊡ PROPOSED LIGHTING CONTROLLER
 - PROPOSED TEMPORARY LIGHT POLE, WOOD, 45 FT M.H. TENON MOUNT WITH (1) 250W HPS VAPOR FIXTURE
 - PROPOSED TEMPORARY WOOD POLE, 40 FT., CLASS 4
 - ▲ PROPOSED HANDHOLE
 - 1 UNIT DUCT, 600V, 2-1C NO.6, 1/C NO.6 GROUND, (XLP-TYPE USE), 1" DIA. POLYETHYLENE
 - 2 UNIT DUCT, 600V, 2-1C NO.2, 1/C NO.2 GROUND, (XLP-TYPE USE), 1 1/4" DIA. POLYETHYLENE
 - 3 UNIT DUCT, 600V, 4-1C NO.2, 1C NO.4 GROUND, (XLP-TYPE USE), 1 1/2" DIA. POLYETHYLENE
 - 7 AERIAL CABLE, 2-1/C NO.6 WITH MESSENGER WIRE
 - CONDUIT PUSHED, 4" DIA., PVC SCHEDULE 80 (PAID AS UNDERGROUND CONDUIT, PVC, 4" DIA.)



Rev. 1-9-12



USER NAME = .USERNAME.	DESIGNED - BLM	REVISED -
PLLOT SCALE = 50:2000 / IN.	DRAWN - JPW	REVISED -
PLLOT DATE = 12/22/2011	CHECKED - BLM	REVISED -
	DATE - 12/22/11	REVISED -

**STATE OF ILLINOIS
DEPARTMENT OF TRANSPORTATION**

**TEMPORARY LIGHTING PLAN
ROCKTON RD EXIT RAMP**

SCALE: SHEET NO. OF SHEETS STA. TO STA.

F.A.I. RTE.	SECTION	COUNTY	TOTAL SHEETS	SHEET NO.
90	(X2-1R)	WINNEBAGO	510	263
CONTRACT NO. 64C29				
ILLINOIS FED. AID PROJECT				