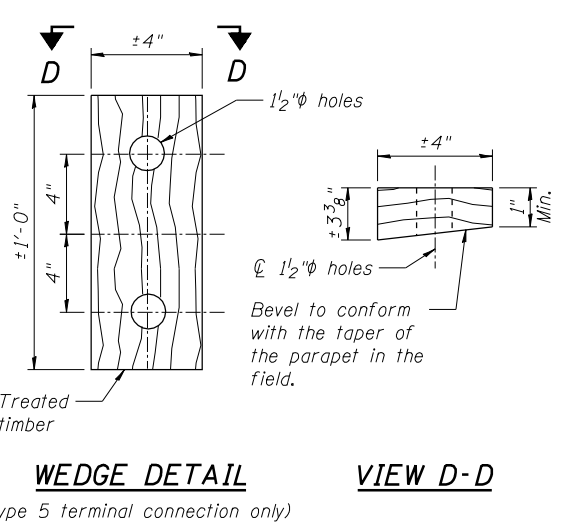
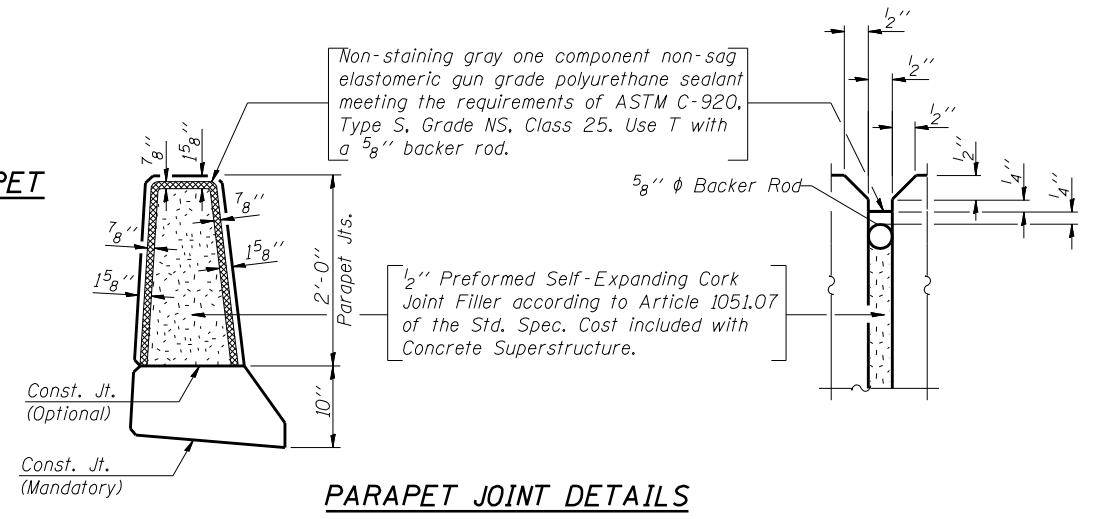
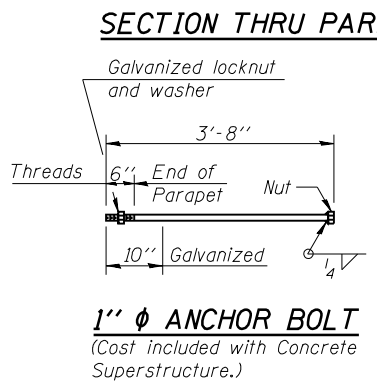
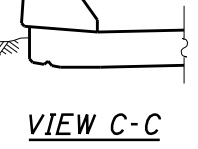


**SUPERSTRUCTURE
BILL OF MATERIAL**

Bar	No.	Size	Length	Shape
a(E)	172	#5	42'-6"	—
a1(E)	155	#5	42'-6"	—
a2(E)	342	#6	6'-6"	—
a3(E)	8	#5	25'-11"	—
a4(E)	912	#4	5'-2"	┌
b(E)	225	#5	27'-9"	—
b1(E)	204	#5	23'-7"	—
b2(E)	64	#4	29'-7"	—
d(E)	288	#5	5'-7"	┌
d1(E)	282	#5	6'-5"	┌
e(E)	84	#4	18'-4"	—
e1(E)	14	#4	18'-8"	—
e2(E)	10	#8	30'-2"	—
e3(E)	14	#4	20'-4"	—
m(E)	66	#6	18'-9"	—
m1(E)	8	#6	1'-9"	—
m2(E)	28	#6	3'-4"	—
s(E)	78	#5	12'-7"	┌
s1(E)	50	#4	15'-10"	┌
s2(E)	8	#5	13'-11"	┌
u(E)	70	#4	10'-3"	┌
u1(E)	8	#4	12'-11"	┌
v(E)	90	#5	3'-9"	┌
Reinforcement Bars, Epoxy Coated		Lbs.	44,360	
Concrete Superstructure		Cu. Yds.	275.9	

Bars indicated thus 1 x 5-#8 etc. indicates 1 line of bars with 5 lengths per line.



NOTE:
Slipforming of parapets is allowed.

PARAPET JOINT DETAILS

WEDGE DETAIL

VIEW D-D

FILE NAME = 0820119-0120-76884-0220-Parapet-EB.dgn



USER NAME = brazzera	DESIGNED - MJK	REVISED -
PLOT SCALE = 1/8" = 1' / IN.	CHECKED - JAN	REVISED -
PLOT DATE = 10/19/2011	DRAWN - MJK	REVISED -
	CHECKED - JAN	REVISED -

**STATE OF ILLINOIS
DEPARTMENT OF TRANSPORTATION**

**PARAPET ELEVATION, DETAILS & B.O.M. EASTBOUND
STRUCTURE NO. 082-0119 (E.B.) & 082-0120 (W.B.)**

SHEET NO. S-20 OF S-51 SHEETS

F.A.P. RTE.	SECTION	COUNTY	TOTAL SHEETS	SHEET NO.
103	27-1-VHB-1	ST. CLAIR	277	197
				CONTRACT NO. 76884
ILLINOIS FED. AID PROJECT				