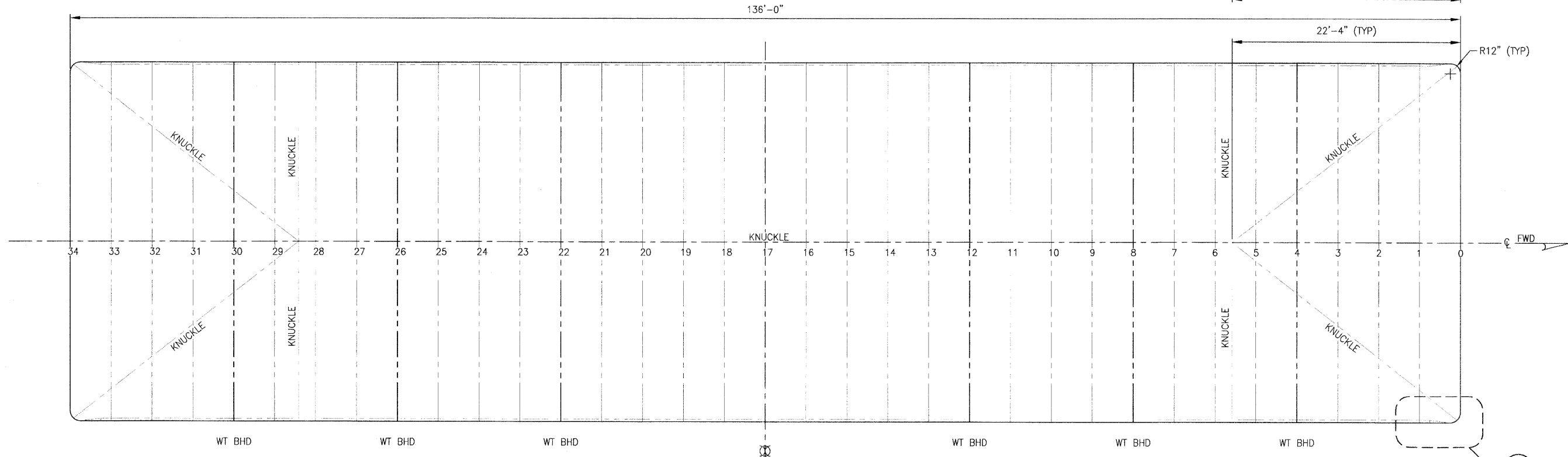
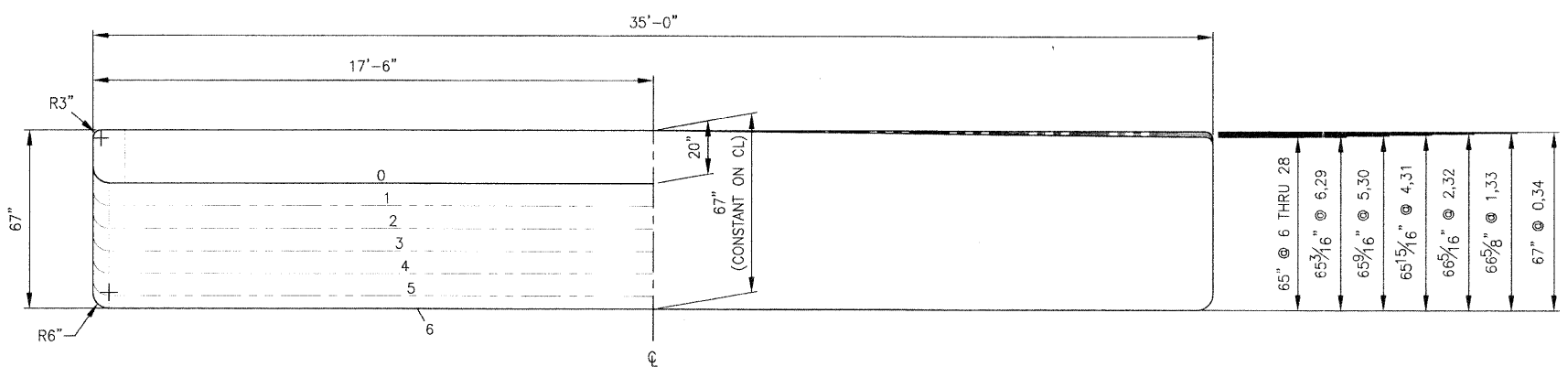


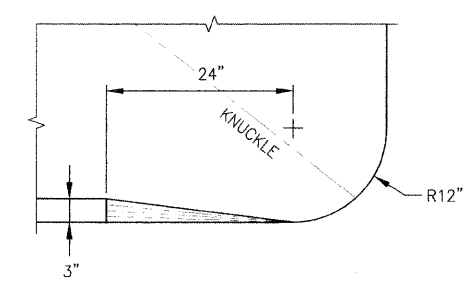
PROFILE
SCALE: 3/16" = 1'-0"




PLAN
SCALE: 3/16" = 1'-0"



BODY PLAN
SCALE: 3/8" = 1'-0"



CORNER DETAIL
SCALE: 1" = 1'-0"



FILE NAME =	USER NAME =	DESIGNED -- E. SNYDER	REVISED -- REV A 07/21/2011
		DRAWN -- J. WALKER	REVISED --
		CHECKED -- P. MARTIN	REVISED --
		DATE -- 10/04/2010	REVISED --

**STATE OF ILLINOIS
DEPARTMENT OF TRANSPORTATION**

**IDOT BRUSSELS FERRY
LINES AND OFFSETS - BARGE**

SCALE: AS SHOWN SHEET NO. OF SHEETS STA. TO STA.

F.A.P. RTE.	SECTION	COUNTY	TOTAL SHEETS	SHEET NO.
304	21-3	JERSEY	26	2
FED. ROAD DIST. NO.	ILLINOIS	FED. AID PROJECT	CONTRACT NO. 76D29	