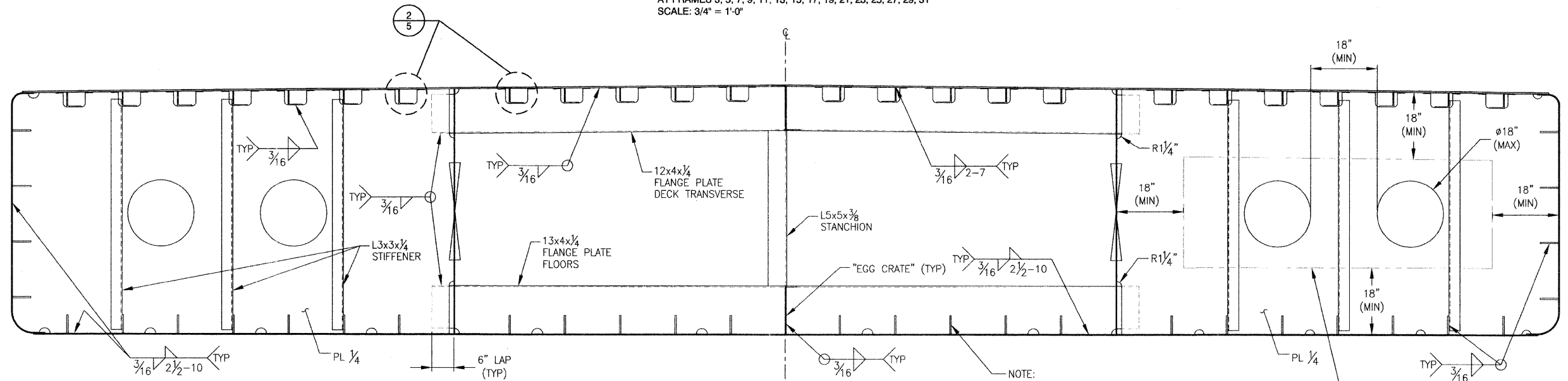


**TYPICAL INTERMEDIATE FRAME**

AT FRAMES 3, 5, 7, 9, 11, 13, 15, 17, 19, 21, 23, 25, 27, 29, 31  
SCALE: 3/4" = 1'-0"

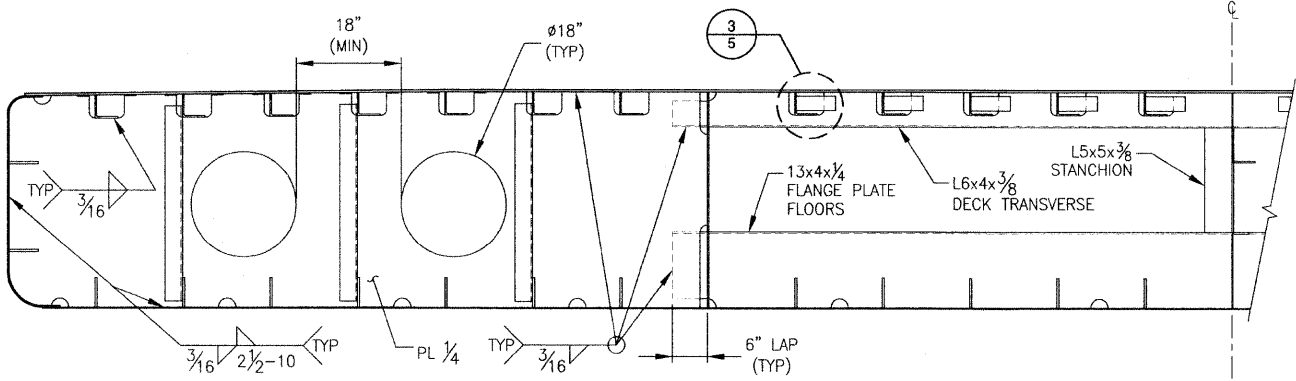


**TYPICAL DEEP FRAME**

AT FRAMES 6, 10, 14, 16, 18, 20, 24, 28  
SCALE: 3/4" = 1'-0"

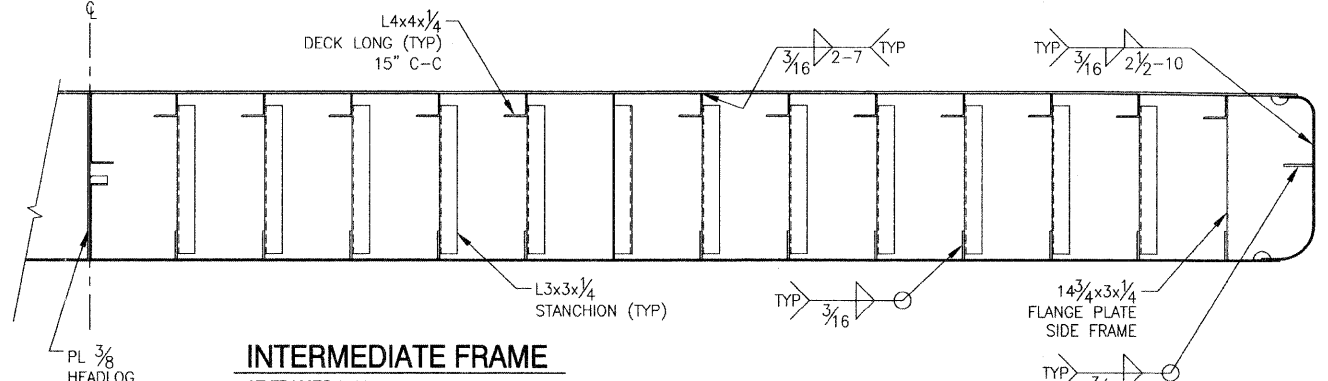
NOTE: BOTTOM AND SIDE LONGITUDINALS MUST BE INTERCOSTAL TO TRANSVERSE FRAMING (OR SLOT TRANSVERSE FRAMES AND FULL WELD AROUND BOTH SIDE OF PENETRATION).

LIMIT OF OPENINGS TO SHELL




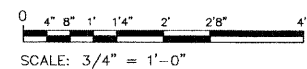
**DEEP FRAME**

AT FRAMES 2, 32  
SCALE: 3/4" = 1'-0"



**INTERMEDIATE FRAME**

AT FRAMES 1, 33  
SCALE: 3/4" = 1'-0"



FILE NAME =	USER NAME =	DESIGNED -- E. SNYDER	REVISED -- REV A 07/21/2011
		DRAWN -- R. MANANSALA	REVISED --
		CHECKED -- P. MARTIN	REVISED --
		DATE -- 10/04/2010	REVISED --

STATE OF ILLINOIS  
DEPARTMENT OF TRANSPORTATION

IDOT BRUSSELS FERRY  
TRANSVERSE FRAMES - BARGE

SCALE: AS SHOWN SHEET NO. OF SHEETS STA. TO STA.

F.A.P. RTE.	SECTION	COUNTY	TOTAL SHEETS	SHEET NO.
304	2I-3	JERSEY	26	8
CONTRACT NO. 76D29			ILLINOIS FED. AID PROJECT	