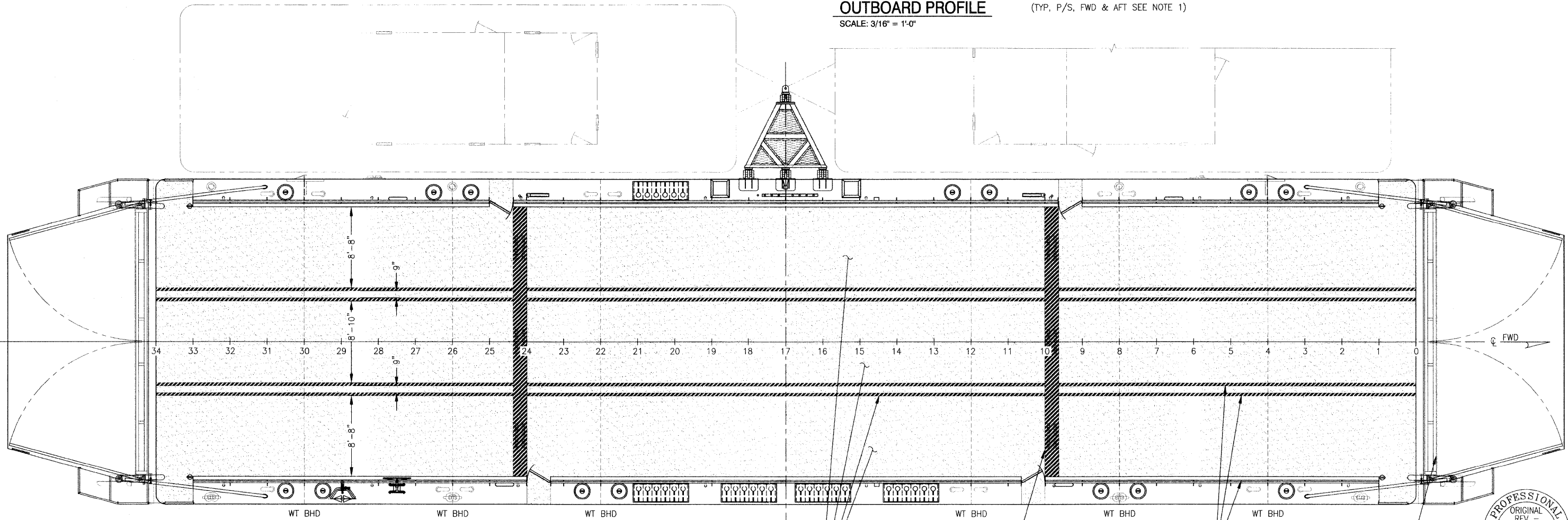


**OUTBOARD PROFILE**

SCALE: 3/16" = 1'-0"

DRAFT MARKS 6" WHITE  
(TYP, P/S, FWD & AFT SEE NOTE 1)



**DECK PLAN**

SCALE: 3/16" = 1'-0"

NON-SKID  
(TYP, P/S, SEE NOTES 1, 2, 3, & 4)

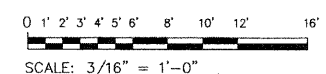

18" YELLOW SAFETY PAINT STRIPE  
FOR SAFETY AISLE, STENCIL WITH  
4" HIGH RED LETTERS "KEEP CLEAR"  
(TYP)

4" YELLOW SAFETY PAINT STRIPE  
FOR VEHICLE LANES AND CURB  
(TYP, P/S, SEE NOTES 1, 4, 5)

SAFETY BARRIER FWD AND  
AFT PAINTED YELLOW (TYP)

**NOTES:**

1. SEE CONSTRUCTION SPECIFICATIONS FOR PAINTING SCHEDULE AND APPLICATION REQUIREMENTS.
2. NON-SKID SHALL NOT BE APPLIED WITHIN 4" OF CURBS, COAMINGS OR OTHER VERTICAL SURFACES.
3. SHADED AREAS INDICATE DECK SURFACES WHERE NON-SKID.
4. SHADED STRIP AREAS INDICATE DECK SURFACES WHERE YELLOW CAR LANE, CROSSWALK, AND SAFETY MARKINGS SHALL BE APPLIED ON TOP OF NON-SKID.
5. YELLOW STRIPPING WITHOUT NON-SKID.



FILE NAME =	USER NAME =	DESIGNED — D. LOONEY	REVISED — REV A 07/21/2011	<b>STATE OF ILLINOIS DEPARTMENT OF TRANSPORTATION</b>	<b>IDOT BRUSSELS FERRY PAINT SCHEME - BARGE</b>	F.A.P. RTE. 304	SECTION 21-3	COUNTY	TOTAL SHEETS 26	SHEET NO. 26
	PLOT SCALE =	DRAWN — C. FAWNER	REVISED —							
	PLOT DATE =	CHECKED — P. MARTIN	REVISED —							
		DATE — 10/04/2010	REVISED —							
						SCALE: AS SHOWN	SHEET NO. OF SHEETS	STA. TO STA.	CONTRACT NO. 76D29	
						DRAWING NO. CEIDT001BA-631-201		ILLINOIS FED. AID PROJECT		