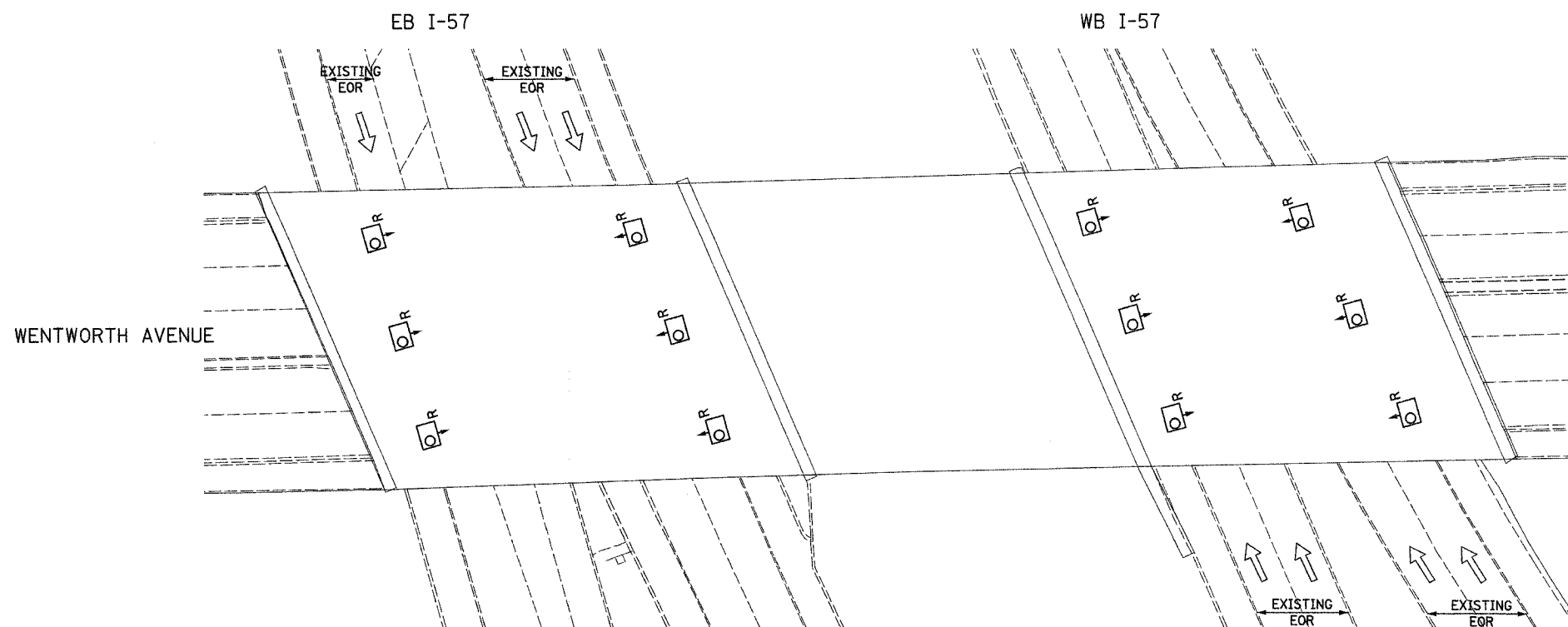
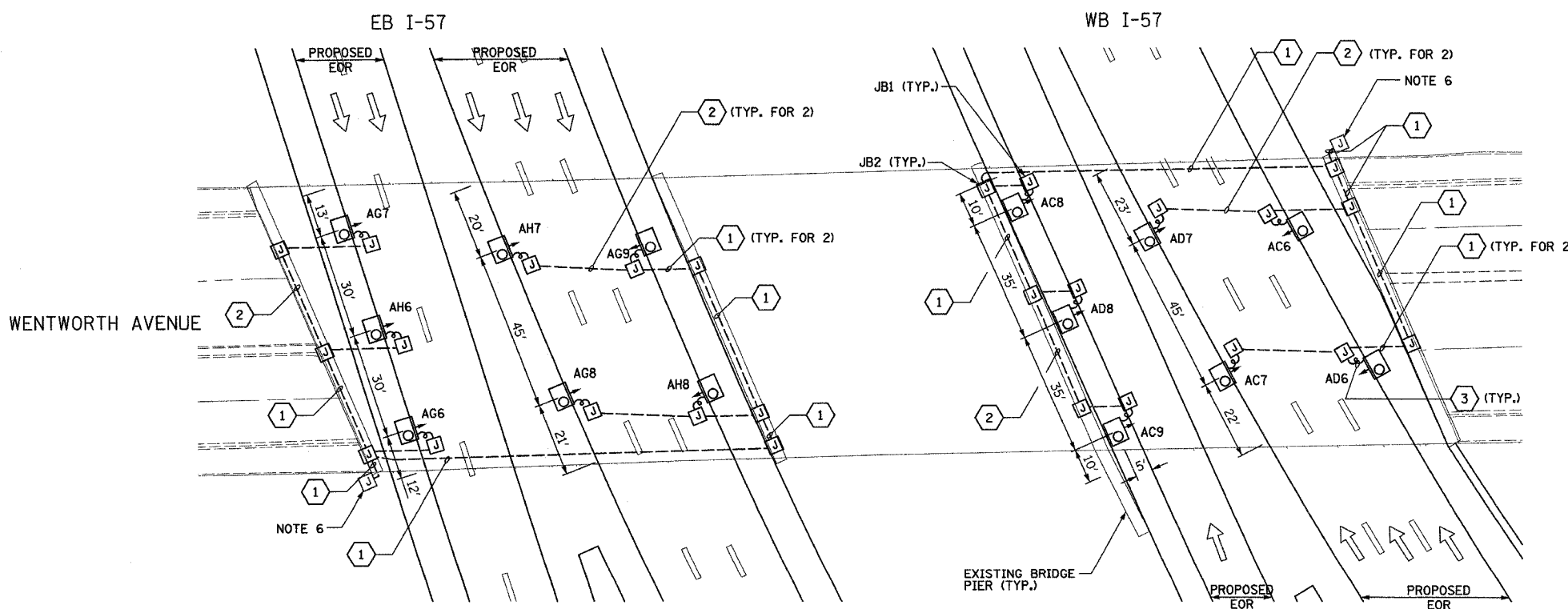


F.A.I. RTE.	SECTION	COUNTY	TOTAL SHEETS	SHEET NO.
90/94	2003-0311	COOK	976	358
STA.	TO STA.			
FED. ROAD DIST. NO.	ILLINOIS	FED. AID PROJECT		

62583



EXISTING UNDERPASS LIGHTING PLAN



PROPOSED UNDERPASS LIGHTING PLAN



NOTES


- SEE DRAWINGS ME-01 AND ME-02 FOR ELECTRICAL SYMBOLS AND ABBREVIATIONS.
- LOCATIONS OF EXISTING ELECTRICAL EQUIPMENT SHOWN ON THIS DRAWING ARE APPROXIMATIONS AND SHALL BE VERIFIED IN THE FIELD BY THE CONTRACTOR.
- CONTRACTOR SHALL REMOVE AND DISPOSE OF ALL EXISTING CABLE, CONDUIT, JUNCTION BOXES, AND ALL MOUNTING HARDWARE ASSOCIATED WITH THE EXISTING UNDERPASS LIGHTING.
- UNDERPASS LUMINAIRES SHALL BE SALVAGED AND RETURNED TO IDOT.
- ALL PROPOSED UNDERPASS LUMINAIRES SHOWN ON THIS DRAWING SHALL BE PENDANT MOUNTED OFFSET 2 FEET FROM EDGE OF ROADWAY (EOR) UNLESS NOTED OTHERWISE. SEE DRAWING ME-06 FOR PENDANT MOUNTED UNDERPASS LIGHTING DETAILS.
- SPLICE NEW UNDERPASS LIGHTING TO THE SERVICE CABLES LOCATED IN JUNCTION BOX. SEE DRAWING RL06-04 AND RL07-04 FOR CONTINUATION OF UNDERPASS LIGHTING CIRCUIT FEEDS.
- ALL PROPOSED UNDERPASS LIGHTING UNITS SHOWN ON THIS DRAWING SHALL BE FED FROM IDOT LIGHTING CONTROLLER "A". SEE DRAWING SLO8-01 FOR SINGLE LINE DIAGRAM FOR LIGHTING CONTROLLER "A".
- ALL PROPOSED UNDERPASS LIGHTING UNIT LOCATIONS SHALL BE APPROVED BY IDOT PRIOR TO INSTALLATION.
- CONTRACTOR IS RESPONSIBLE FOR THE MAINTENANCE OF THE EXISTING LIGHTING SYSTEM SHOWN ON THIS DRAWING. PROVIDE TEMPORARY POWER AS REQUIRED TO MAINTAIN THE EXISTING LIGHTING SYSTEM.
- COORDINATE ALL ELECTRICAL WORK WITH CIVIL WORK, IDOT CONTRACTS 62304, 62305, 62592, 62593, CONSTRUCTION STAGING AND TRAFFIC CONTROL PLANS.

JUNCTION BOX SCHEDULE		
NO.	SIZE	DESCRIPTION
JB1	6"X6"X4"	STAINLESS STEEL, ATTACHED TO STRUCTURE, UNDERPASS LIGHTING
JB2	12"X10"X6"	STAINLESS STEEL, ATTACHED TO STRUCTURE, UNDERPASS LIGHTING

CABLE /CONDUIT SCHEDULE		
NO.	SIZE	DESCRIPTION
1	3-1/2"X10, 1-1/2"X10 GND IN 1" DIA PVCC RGC ATTACHED TO STRUCTURE (CKTS AS INDICATED ON THIS DRAWING)	
2	2-1/2"X10, 1-1/2"X10 GND IN 1" DIA PVCC RGC ATTACHED TO STRUCTURE (CKTS AS INDICATED ON THIS DRAWING)	
3	2-1/2"X10, 1-1/2"X10 GND IN 1" DIA LIQUID TIGHT FLEXIBLE CONDUIT (CKTS AS INDICATED ON THIS DRAWING)	

SEQUENCE OF WORK:

- 2006: WB I-57 OUTSIDE LANE
EB I-57 INSIDE LANE
- 2007: WB I-57 INSIDE LANE
EB I-57 OUTSIDE LANE



UL-03

REVISIONS		ILLINOIS DEPARTMENT OF TRANSPORTATION F.A.I. 90/94 (DAN RYAN EXPRESSWAY) 31st STREET TO I-57
NAME	DATE	
		<p>UNDERPASS LIGHTING PLANS WENTWORTH AVENUE</p> <p>SCALE: 1"=20' DATE: OCTOBER 29, 2004</p> <p>DRAWN BY: VG CHECKED BY: TM</p>

SINGH
SINGH & ASSOCIATES, INC.
CONSULTING ENGINEERS

300 W. ADAMS ST.
CHICAGO, IL 60606
TEL: (312) 629-0240
FAX: (312) 629-8449

10/15/2004 5:48:29 AM