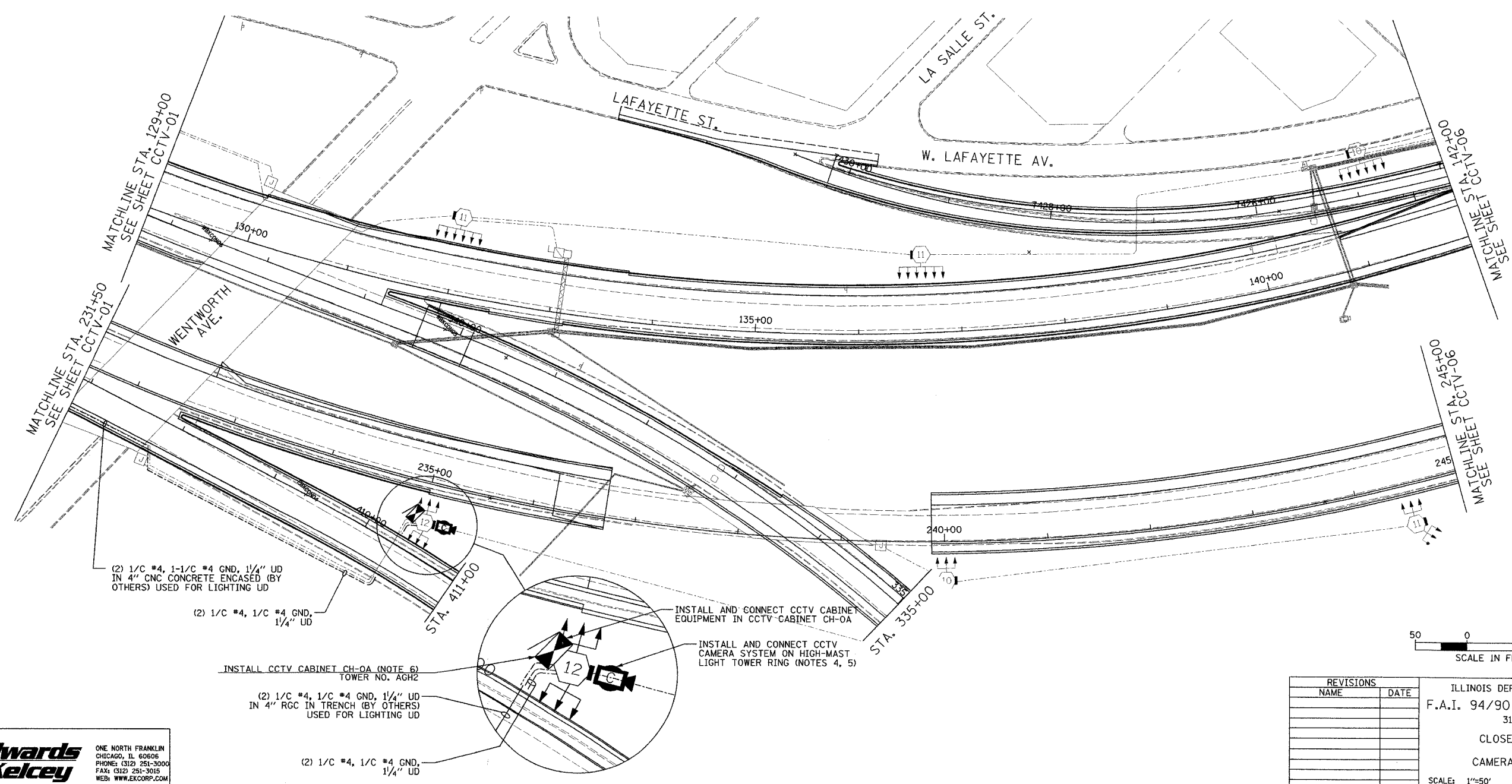
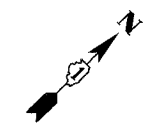


SECTION	COUNTY	TOTAL SHEETS	SHEET NO.
2003-03II	COOK	976	674
STA. 129+00/231+50 TO STA. 142+00/245+00/ 338+00/411+00		ILLINOIS FED. AID PROJECT 62583	

- NOTES:
- SEE DRAWING ME-01 AND ME-02 FOR ELECTRICAL SYSTEMS AND ABBREVIATIONS.
 - UNLESS OTHERWISE STATED, ALL NOTED CABLE AND CONDUIT TO BE FURNISHED AND INSTALLED UNDER THIS CONTRACT.
 - THIS SHEET ONLY DEPICTS INSTALLATION OF CLOSED CIRCUIT TELEVISION ELEMENTS. SEE LIGHTING PLANS FOR LIGHTING ELEMENT INSTALLATION.
 - SUPPORT ARM OF THE CCTV DOME CAMERA SHALL BE INSTALLED ON THE EXPRESSWAY SIDE OF THE HIGH-MAST LIGHT TOWER RING AS SHOWN IN DETAIL DRAWING DT-17. THE ARM SHALL BE PERPENDICULAR TO BOTH THE HIGH-MAST LIGHTING RING AND THE CENTERLINE OF THE EXPRESSWAY OR AS DIRECTED BY THE ENGINEER.
 - SEE DRAWING COMM-04 FOR CCTV COMMUNICATIONS SYSTEM CONDUIT AND CABLE LAYOUT.
 - SEE DRAWING DT-17 FOR CCTV CABINET MOUNTING DETAILS ON A HIGH-MAST LIGHT TOWER.



(2) 1/C #4, 1-1/C #4 GND, 1/4" UD
IN 4" CNC CONCRETE ENCASED (BY
OTHERS) USED FOR LIGHTING UD

(2) 1/C #4, 1/C #4 GND,
1/4" UD

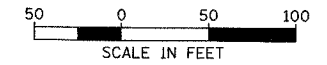
INSTALL CCTV CABINET CH-0A (NOTE 6)
TOWER NO. AGH2

(2) 1/C #4, 1/C #4 GND, 1/4" UD
IN 4" RGC IN TRENCH (BY OTHERS)
USED FOR LIGHTING UD

(2) 1/C #4, 1/C #4 GND,
1/4" UD

INSTALL AND CONNECT CCTV CABINET
EQUIPMENT IN CCTV CABINET CH-0A

INSTALL AND CONNECT CCTV
CAMERA SYSTEM ON HIGH-MAST
LIGHT TOWER RING (NOTES 4, 5)



CCTV-02

REVISIONS	
NAME	DATE

ILLINOIS DEPARTMENT OF TRANSPORTATION
F.A.I. 94/90 (DAN RYAN EXPRESSWAY)
31st STREET TO I-57
CLOSED CIRCUIT TELEVISION
SITE LAYOUT
CAMERA CH-0A (SHEET 2 OF 2)
SCALE: 1"=50'
DATE: October 29, 2004
DRAWN BY: DHI
CHECKED BY: MJL

**Edwards
AND Kelcey**
ONE NORTH FRANKLIN
CHICAGO, IL 60606
PHONE: (312) 251-3000
FAX: (312) 251-3015
WEB: WWW.EDKORP.COM

10/14/2004 09:22:16 AM