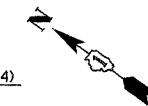
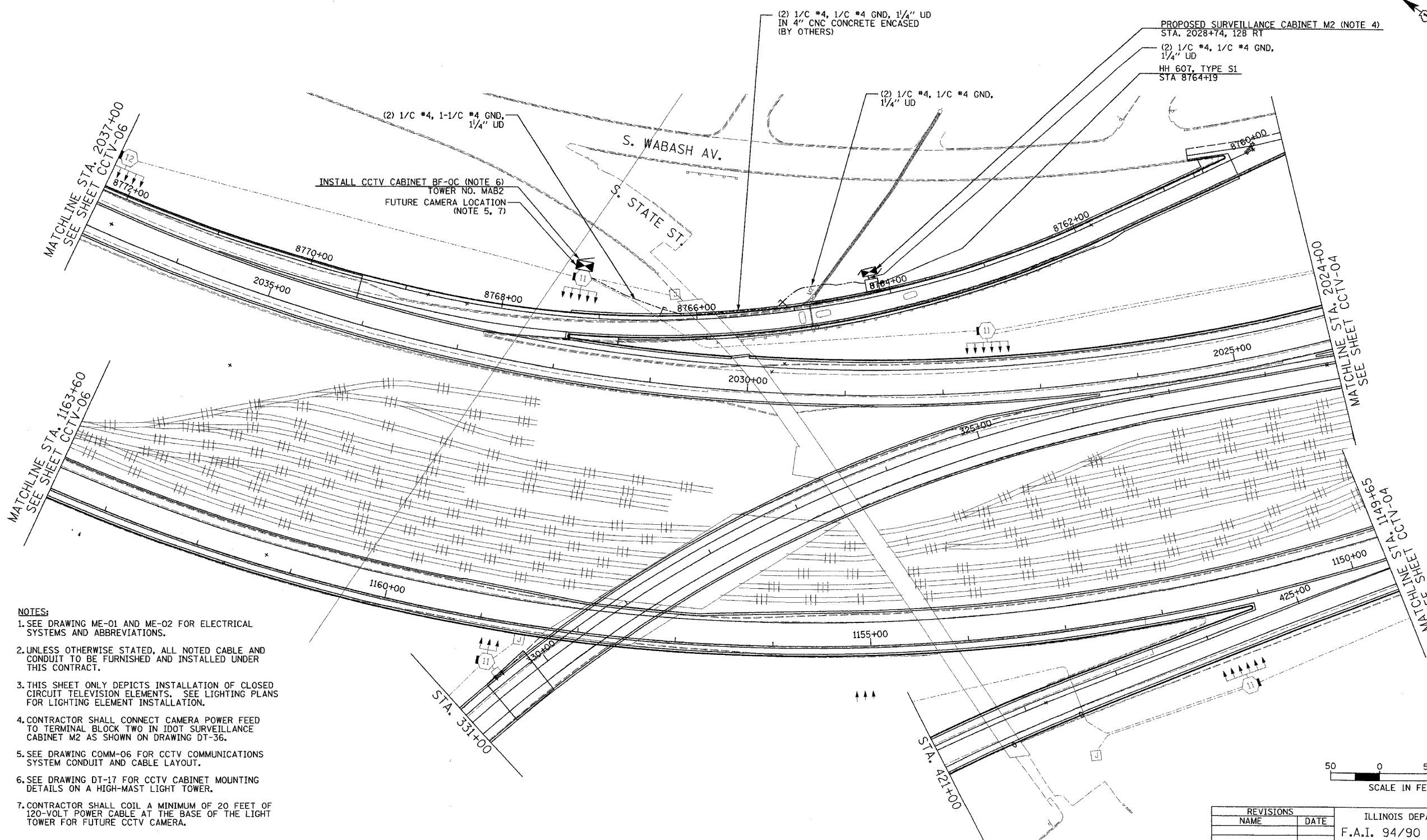
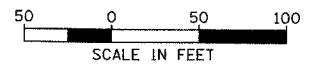


SECTION	COUNTY	TOTAL SHEETS	SHEET NO.
2003-0311	COOK	976	675
STA. 1163+00/2037+00 TO STA. 426+00/2024+00			
FED. ROAD DIST. NO.	ILLINOIS FED. AID PROJECT		
62583			



- NOTES:
- SEE DRAWING ME-01 AND ME-02 FOR ELECTRICAL SYSTEMS AND ABBREVIATIONS.
 - UNLESS OTHERWISE STATED, ALL NOTED CABLE AND CONDUIT TO BE FURNISHED AND INSTALLED UNDER THIS CONTRACT.
 - THIS SHEET ONLY DEPICTS INSTALLATION OF CLOSED CIRCUIT TELEVISION ELEMENTS. SEE LIGHTING PLANS FOR LIGHTING ELEMENT INSTALLATION.
 - CONTRACTOR SHALL CONNECT CAMERA POWER FEED TO TERMINAL BLOCK TWO IN IDOT SURVEILLANCE CABINET M2 AS SHOWN ON DRAWING DT-36.
 - SEE DRAWING COMM-06 FOR CCTV COMMUNICATIONS SYSTEM CONDUIT AND CABLE LAYOUT.
 - SEE DRAWING DT-17 FOR CCTV CABINET MOUNTING DETAILS ON A HIGH-MAST LIGHT TOWER.
 - CONTRACTOR SHALL COIL A MINIMUM OF 20 FEET OF 120-VOLT POWER CABLE AT THE BASE OF THE LIGHT TOWER FOR FUTURE CCTV CAMERA.



REVISIONS	
NAME	DATE

ILLINOIS DEPARTMENT OF TRANSPORTATION
 F.A.I. 94/90 (DAN RYAN EXPRESSWAY)
 31st STREET TO I-57
 CLOSED CIRCUIT TELEVISION
 SITE LAYOUT
 CAMERA BF-OC

SCALE: 1"=50'
 DATE: October 29, 2004

DRAWN BY: DHI
 CHECKED BY: MJL

**Edwards
 AND Kelcey**

ONE NORTH FRANKLIN
 CHICAGO, IL 60606
 PHONE: (312) 251-3000
 FAX: (312) 251-3015
 WEB: WWW.EKCORP.COM

10/14/2004 09:22:20 AM