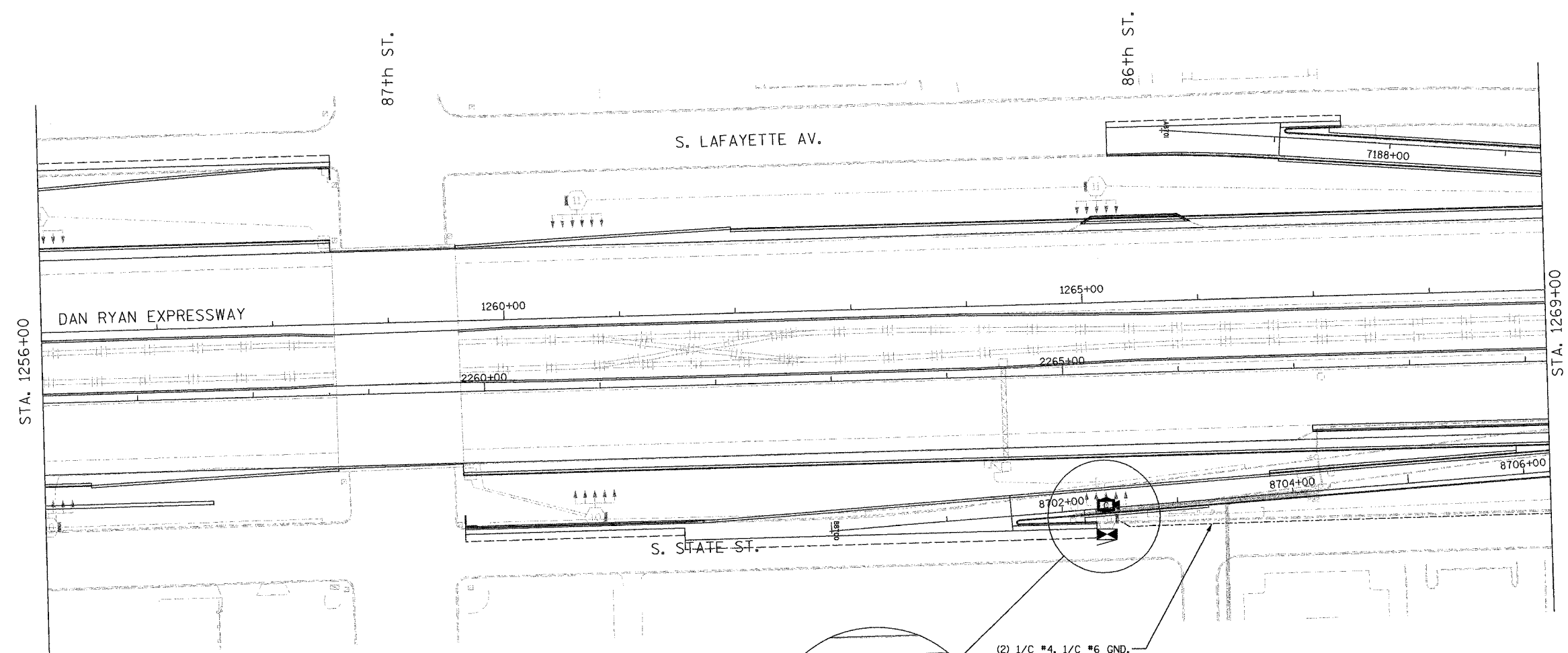


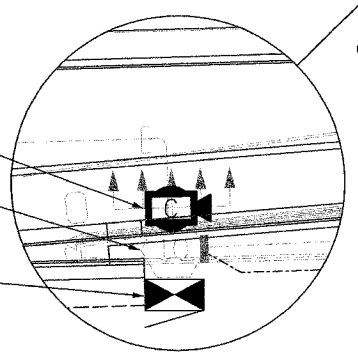
SECTION	COUNTY	TOTAL SHEETS	SHEET NO.
2003-031I	COOK	976	682
STA. 1256+00 TO STA. 1269+00			
FED. ROAD DIST. NO.	ILLINOIS	FED. AID PROJECT	
62583			



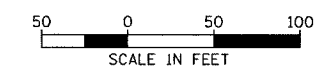
- NOTES:**
1. SEE DRAWINGS ME-01 AND ME-02 FOR ELECTRICAL SYMBOLS AND ABBREVIATIONS.
  2. UNLESS OTHERWISE STATED, ALL NOTED CABLE AND CONDUIT TO BE FURNISHED AND INSTALLED UNDER THIS CONTRACT.
  3. THIS SHEET ONLY DEPICTS INSTALLATION OF CLOSED CIRCUIT TELEVISION ELEMENTS. SEE LIGHTING PLANS FOR LIGHTING ELEMENT INSTALLATION.
  4. SEE DRAWING COMM-14 FOR CCTV COMMUNICATIONS SYSTEM CONDUIT AND CABLE LAYOUT.
  5. SUPPORT ARM OF THE CCTV DOME CAMERA SHALL BE INSTALLED ON THE EXPRESSWAY SIDE OF THE HIGH-MAST LIGHT TOWER RING AS SHOWN ON DETAIL DRAWING DT-17. THE ARM SHALL BE PERPENDICULAR TO BOTH THE HIGH-MAST LIGHTING RING AND THE CENTERLINE OF THE EXPRESSWAY OR AS DIRECTED BY THE ENGINEER.
  6. SEE DRAWING DT-17 FOR CCTV CABINET MOUNTING DETAILS ON A HIGH-MAST LIGHT TOWER.

INSTALL AND CONNECT CCTV CAMERA SYSTEM ON HIGH-MAST LIGHT TOWER RING (NOTE 5, 6)  
INSTALL IDOT CABINET DR-9C (NOTE 6)  
TOWER NO. PEF5

INSTALL AND CONNECT CCTV CABINET EQUIPMENT IN CCTV CABINET DR-9C



(2) 1/C #4, 1/C #6 GND,  
1/4" UD



CCTV-10

**Edwards AND Kelcey**  
ONE NORTH FRANKLIN  
CHICAGO, IL 60606  
PHONE: (312) 251-3000  
FAX: (312) 251-3015  
WEB: WWW.EKCORP.COM

REVISIONS	
NAME	DATE

ILLINOIS DEPARTMENT OF TRANSPORTATION  
F.A.I. 94/90 (DAN RYAN EXPRESSWAY)  
31st STREET TO I-57  
  
CCTV SITE LAYOUT  
CAMERA DR-9C (SHEET 1 OF 3)  
  
SCALE: 1"=50'  
DATE: October 29, 2004  
DRAWN BY: DHI  
CHECKED BY: MJL

04/059 PM 11/19/2004