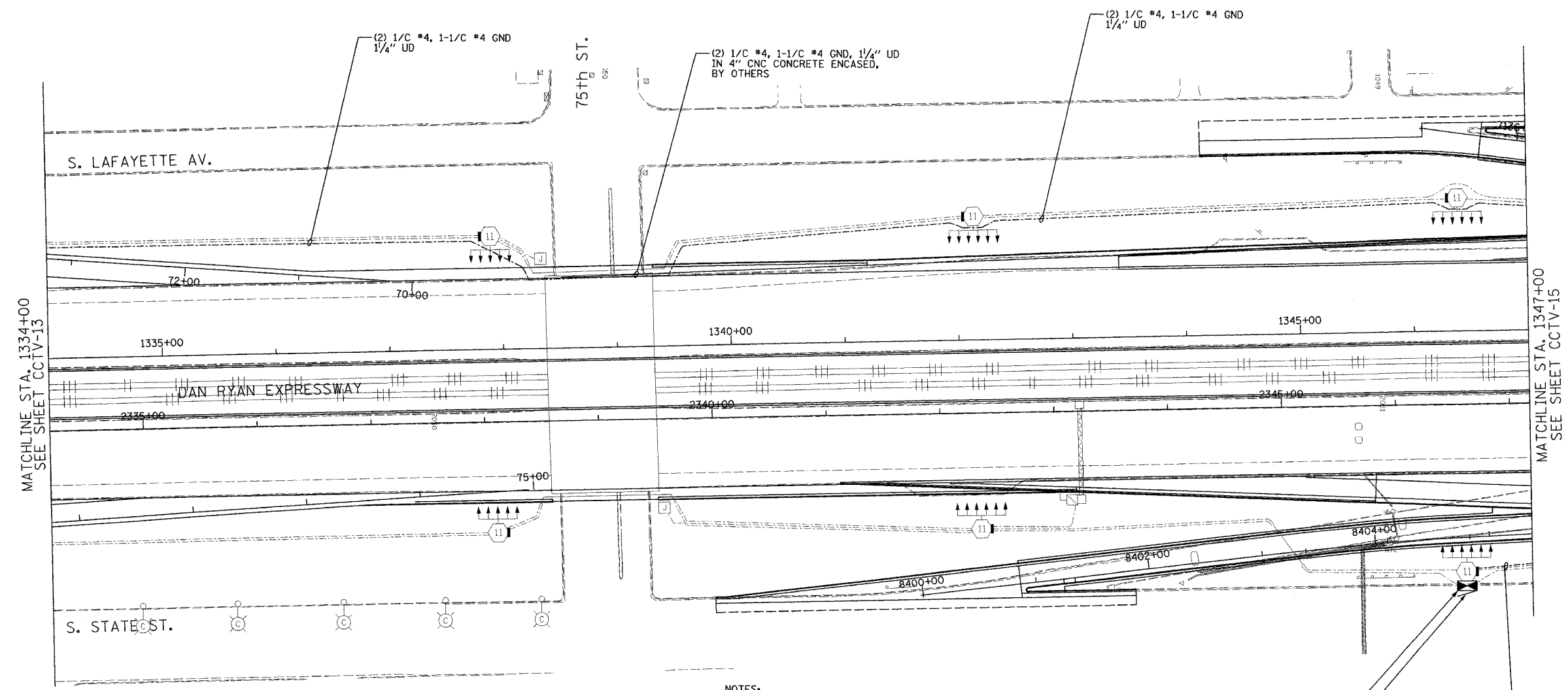
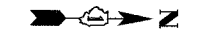


SECTION	COUNTY	TOTAL SHEETS	SHEET NO.
2003-0311	COOK	976	686
STA. 1334+00 TO STA. 1347+00			
FED. ROAD DIST. NO. ILLINOIS FED. AID PROJECT		62583	

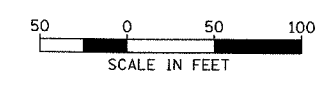


MATCHLINE STA. 1334+00  
SEE SHEET CCTV-13

MATCHLINE STA. 1347+00  
SEE SHEET CCTV-15

- NOTES:**
1. SEE DRAWINGS ME-01 AND ME-02 FOR ELECTRICAL SYMBOLS AND ABBREVIATIONS.
  2. UNLESS OTHERWISE STATED, ALL NOTED CABLE AND CONDUIT TO BE FURNISHED AND INSTALLED UNDER THIS CONTRACT.
  3. THIS SHEET ONLY DEPICTS INSTALLATION OF CLOSED CIRCUIT TELEVISION ELEMENTS. SEE LIGHTING PLANS FOR LIGHTING ELEMENT INSTALLATION.
  4. SEE DRAWING COMM-20 FOR CCTV COMMUNICATIONS SYSTEM CONDUIT AND CABLE LAYOUT.
  5. SEE DRAWING DT-17 FOR CCTV CABINET MOUNTING DETAILS ON A HIGH-MAST LIGHT TOWER.
  6. CONTRACTOR SHALL COIL A MINIMUM OF 20 FEET OF 120-VOLT POWER CABLE AT THE BASE OF THE LIGHT TOWER FOR FUTURE CCTV CAMERA.

INSTALL CCTV CABINET DR-8B (NOTE 5)  
TOWER NO. RMNI  
FUTURE CCTV CAMERA  
LOCATION (NOTES 4, 6)



CCTV-14

**Edwards  
AND  
Kelcey**  
ONE NORTH FRANKLIN  
CHICAGO, IL 60606  
PHONE: (312) 251-3000  
FAX: (312) 251-3015  
WEB: WWW.EKCORP.COM

REVISIONS	
NAME	DATE

ILLINOIS DEPARTMENT OF TRANSPORTATION  
F.A.I. 94/90 (DAN RYAN EXPRESSWAY)  
31st STREET TO I-57  
CLOSED CIRCUIT TELEVISION  
SITE LAYOUT  
CAMERA DR-8B (SHEET 1 OF 2)  
SCALE: 1"=50'  
DATE: October 29, 2004  
DRAWN BY: DHI  
CHECKED BY: MJL

P:\0300\0303\1334-1347\1334-1347.ctb 10/14/2004 09:23:16 AM