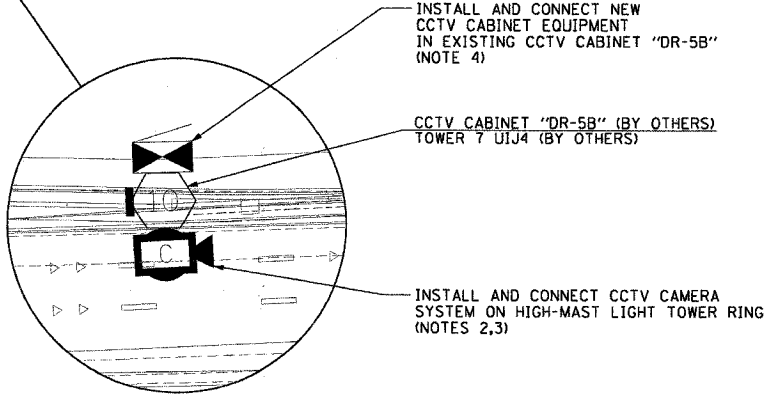
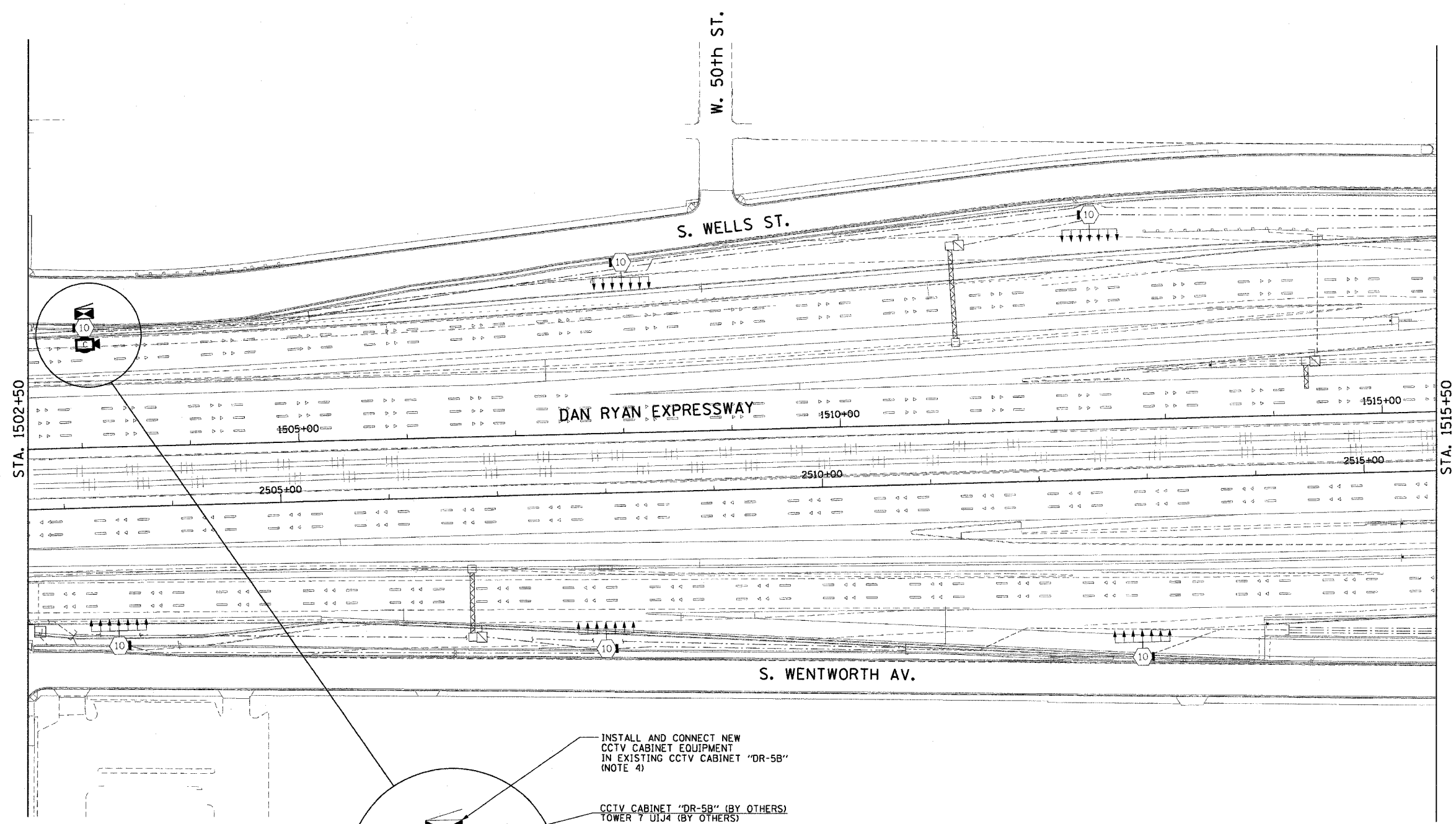


F.A.I. RTE.	SECTION	COUNTY	TOTAL SHEETS	SHEET NO.
90/94	2003-0311	COOK	976	495
STA. 1506+50.00		TO STA. 1518+00.00		
FED. ROAD DIST. NO. 1		ILLINOIS	FED. AID PROJECT	


62583

NOTES:

1. SEE DRAWINGS ME-01 AND ME-02 FOR ELECTRICAL SYMBOLS AND ABBREVIATIONS.
2. SEE DRAWING DT-17 FOR CCTV CAMERA MOUNTING DETAILS ON A HIGH MAST LIGHT TOWER.
3. SEE DRAWING COMM-35 FOR CCTV COMMUNICATIONS SYSTEM CONDUIT AND CABLE LAYOUT.
4. SEE DRAWINGS DT-13 AND DT-14 FOR CCTV CABINET EQUIPMENT DETAILS.
5. THIS SHEET ONLY DEPICTS INSTALLATION OF CLOSED CIRCUIT TELEVISION SYSTEM. LIGHTING SYSTEM IS SHOWN FOR INFORMATION ONLY AND SHOULD BE INSTALLED AS SHOWN ON THE LIGHTING PLANS.



- INSTALL AND CONNECT NEW CCTV CABINET EQUIPMENT IN EXISTING CCTV CABINET "DR-5B" (NOTE 4)
- CCTV CABINET "DR-5B" (BY OTHERS) TOWER 7 U1J4 (BY OTHERS)
- INSTALL AND CONNECT CCTV CAMERA SYSTEM ON HIGH-MAST LIGHT TOWER RING (NOTES 2,3)



CCTV-23

REVISIONS	
NAME	DATE

ILLINOIS DEPARTMENT OF TRANSPORTATION
 F.A.I. 90/94 (DAN RYAN EXPRESSWAY)
 31st STREET TO I-57
**CLOSED CIRCUIT TELEVISION
 SITE LAYOUT
 CAMERA DR-5B**
 SCALE: 1"=50'
 DATE: October 29, 2004
 DRAWN BY: HAR
 CHECKED BY: BMW

CTE ENGINEERS
 CONSOER TOWNSEND ENVIRODYNE ENGINEERS, INC.
 303 EAST WACKER DRIVE, SUITE 600
 CHICAGO, ILLINOIS 60601-5202, PHONE: (312) 938-0300

10/15/2004 06:44:25 AM