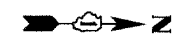


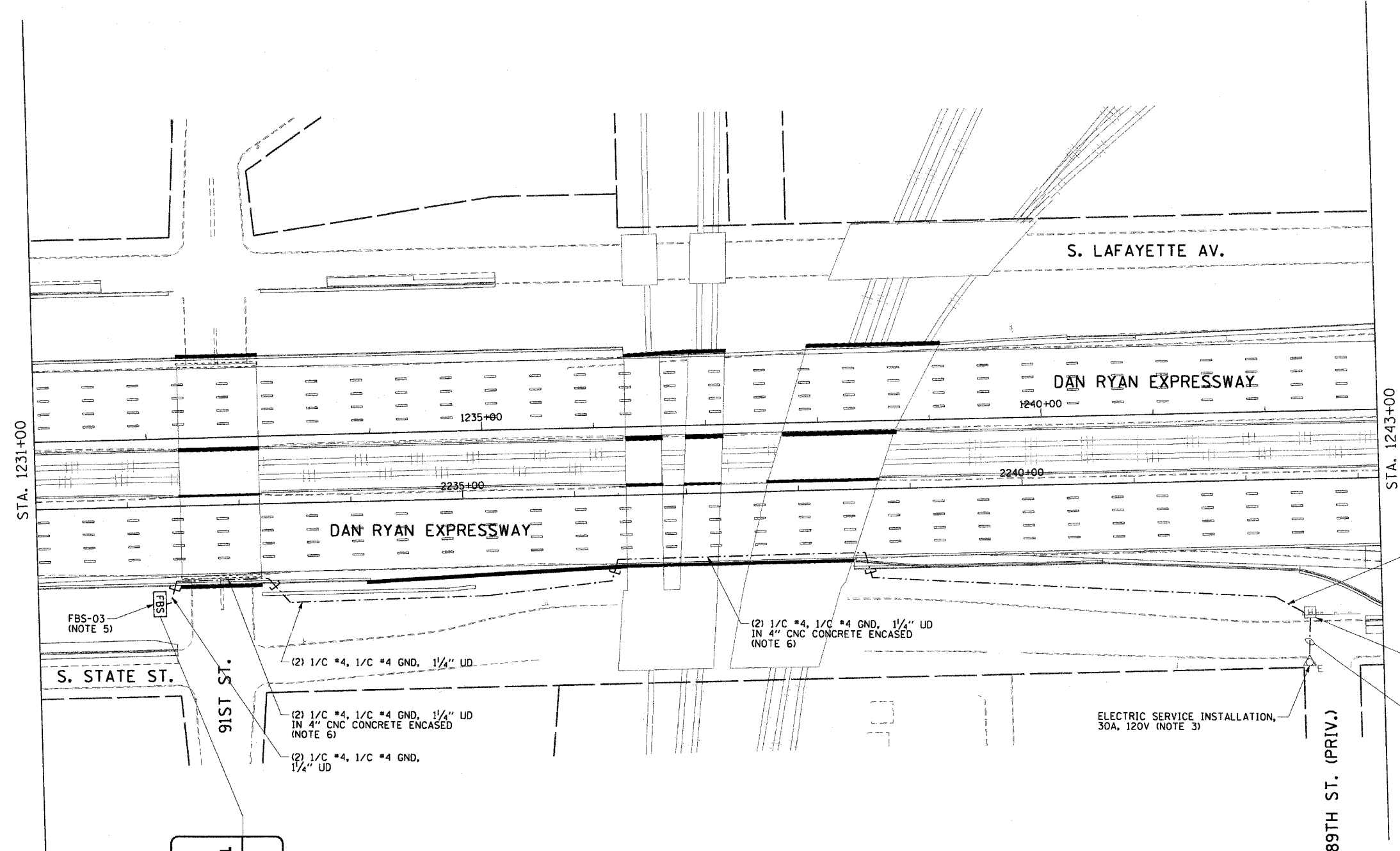
F.A.I. RTE.	SECTION	COUNTY	TOTAL SHEETS	SHEET NO.
90/94	2003-0311	COOK	976	710
STA. 1239+00.00		TO STA. 1251+00.00		
FED. ROAD DIST. NO. 1		ILLINOIS FED. AID PROJECT		

62583



**NOTES:**

- SEE DRAWINGS ME-01 AND ME-02 FOR ELECTRICAL SYMBOLS AND ABBREVIATIONS.
- HANDHOLE AS SHOWN ON DRAWING DET-12.
- NEW ELECTRIC SERVICE INSTALLATION ON EXISTING UTILITY POLE. SEE DRAWING ESD-02 FOR ELECTRIC SERVICE INSTALLATION DETAILS.
- SEE DRAWING DT-18 FOR HAR SYSTEM DIAGRAM.
- FLASHING BEACON SIGN TO BE GROUND MOUNTED AT STATION NUMBER 2232+35. BORT SEE DRAWING DT-21 FOR SIGN PANEL DETAILS. SEE DRAWING DT-22 FOR SIGN ASSEMBLY DETAILS.
- NOTED CONDUITS ARE FURNISHED AND INSTALLED BY OTHERS UNDER A SEPARATE CONTRACT. ALL CABLES AND UD ARE TO BE FURNISHED AND INSTALLED UNDER THIS CONTRACT.
- COORDINATE INSTALLATION OF ALL ITEMS SHOWN ON THIS SHEET WITH CONTRACT NUMBERS 62592 AND 62694.



FBS-03  
(NOTE 5)

S. STATE ST.

91ST ST.

(2) 1/C #4, 1/C #4 GND, 1/4" UD

(2) 1/C #4, 1/C #4 GND, 1/4" UD IN 4" CNC CONCRETE ENCASED (NOTE 6)

(2) 1/C #4, 1/C #4 GND, 1/4" UD

(2) 1/C #4, 1/C #4 GND, 1/4" UD IN 4" CNC CONCRETE ENCASED (NOTE 6)

ELECTRIC SERVICE INSTALLATION, 30A, 120V (NOTE 3)

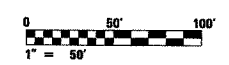
(2) 1/C #4, 1/C #4 GND, 1/4" UD

HH 1206, TYPE S1 (NOTE 2)

(2) 1/C #4, 1/C #4 GND, 1/4" UD IN 2" RGC, PUSHED

89TH ST. (PRIV.)

**SPECIAL ALERT**  
**WHEN FLASHING**  
**TRAFFIC INFO**  
**TUNE RADIO TO**  
**1670**



HAR-04

REVISIONS	
NAME	DATE

ILLINOIS DEPARTMENT OF TRANSPORTATION  
 F.A.I. 90/94 (DAN RYAN EXPRESSWAY)  
 31st STREET TO I-57  
 HIGHWAY ADVISORY RADIO  
 NB 91ST ST. SITE LAYOUT  
 SIGN FBS-03

SCALE: 1"=50'  
 DATE: October 29, 2004

DRAWN BY: HAR  
 CHECKED BY: BMW

**CTE ENGINEERS**  
 CONSER TOWNSEND ENVIRONMENTAL ENGINEERS, INC.  
 303 EAST WACKER DRIVE, SUITE 600  
 CHICAGO, ILLINOIS 60601-5202, PHONE: (312) 938-0300

10/15/2004 08:45:00 AM