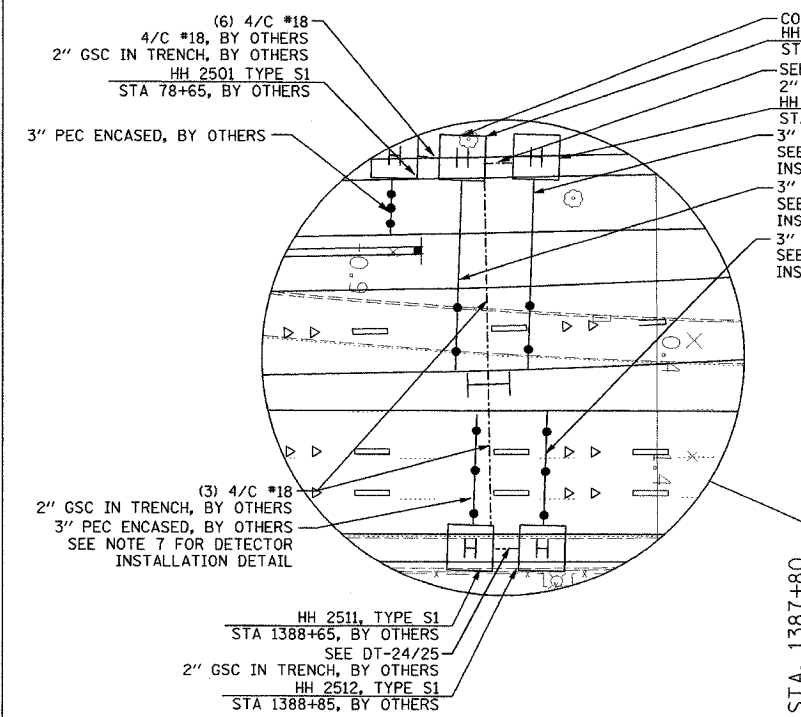
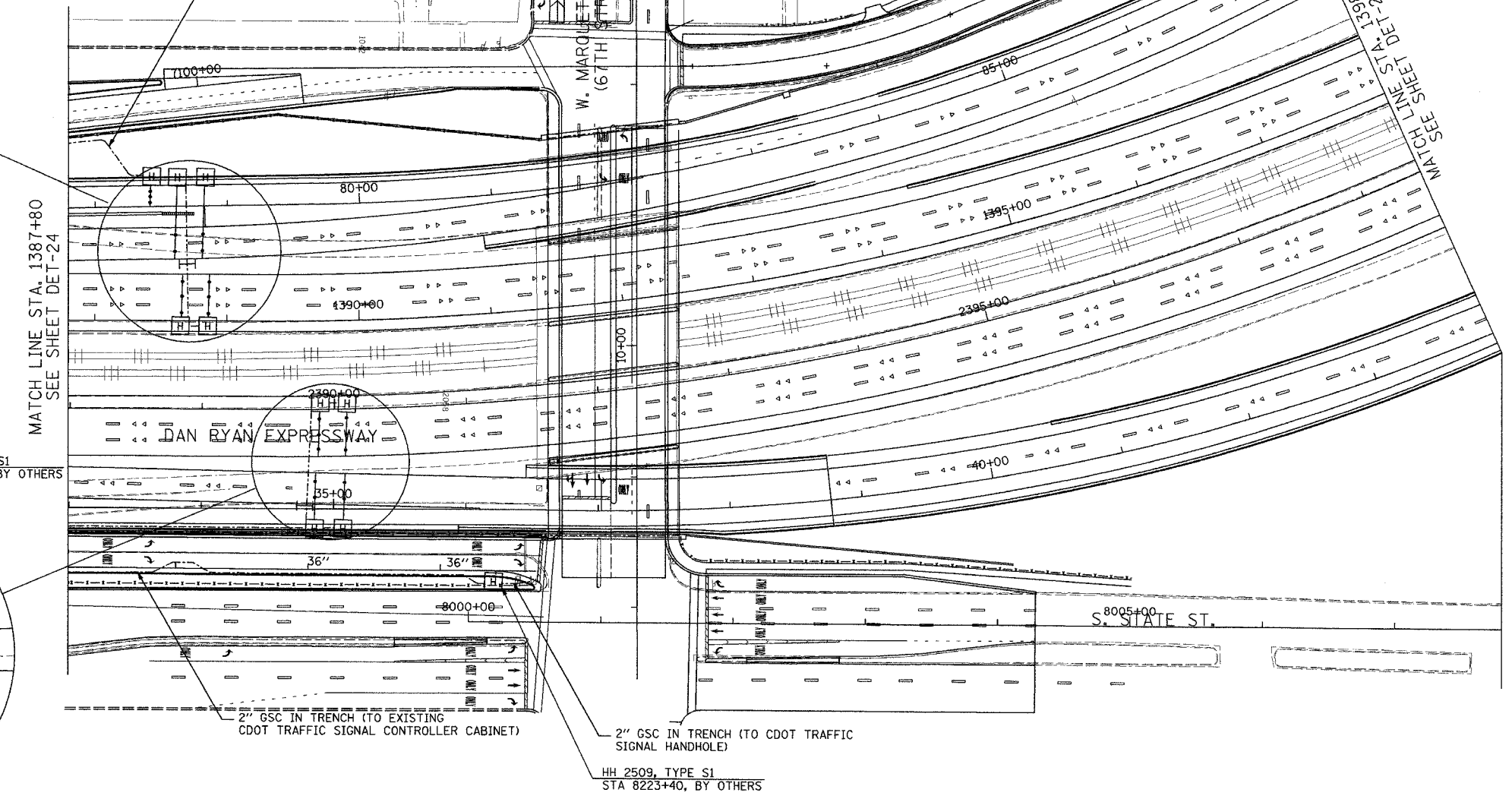
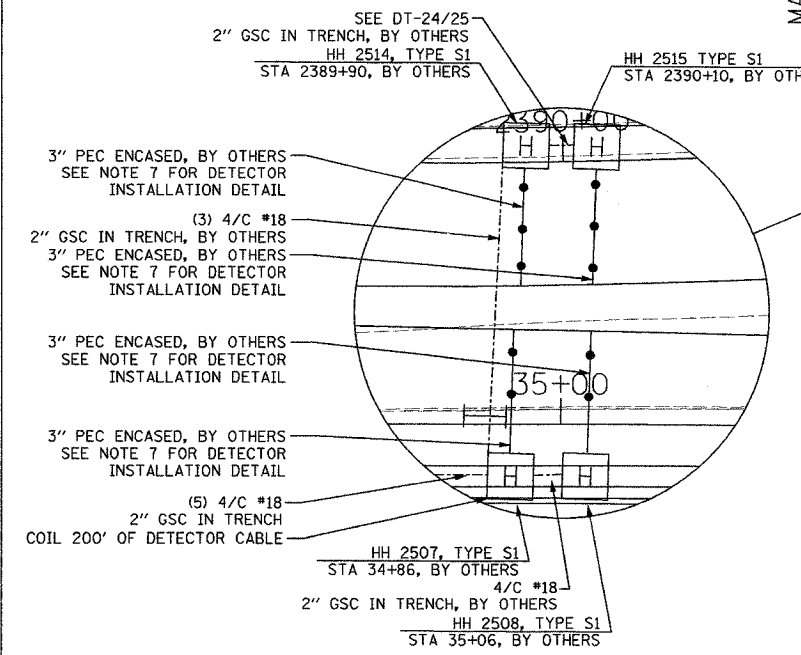


SECTION	COUNTY	TOTAL SHEETS	SHEET NO.
2003-0311	COOK	976	738
STA. 1388+00	TO STA. 1398+00		
FED. ROAD DIST. NO.	ILLINOIS	FED. AID PROJECT	
62583			

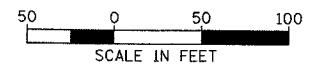


COIL 200' OF DETECTOR CABLE
HH 2502, TYPE S1
STA 78+85, BY OTHERS
SEE DT-24/25
2" GSC IN TRENCH, BY OTHERS
HH 2503, TYPE S1
STA 79+05, BY OTHERS
3" PEC ENCASED, BY OTHERS
SEE NOTE 7 FOR DETECTOR INSTALLATION DETAIL
3" PEC ENCASED, BY OTHERS
SEE NOTE 7 FOR DETECTOR INSTALLATION DETAIL
3" PEC ENCASED, BY OTHERS
SEE NOTE 7 FOR DETECTOR INSTALLATION DETAIL

(6) 4/C #18
4/C #18, BY OTHERS
2" GSC IN TRENCH, BY OTHERS



- NOTES:
- SEE DRAWING ME-01 AND ME-02 FOR ELECTRICAL SYSTEMS AND ABBREVIATIONS.
 - UNLESS OTHERWISE STATED, ALL NOTED CABLE AND CONDUIT TO BE FURNISHED AND INSTALLED UNDER THIS CONTRACT.
 - TRENCHED CONDUITS INSTALLED IN PARALLEL ARE TO BE INSTALLED IN COMMON TRENCH.
 - THIS SHEET ONLY DEPICTS INSTALLATION OF DETECTION/RAMP METER ELEMENTS. REFER TO SHEETS FOR OTHER SUBSYSTEMS FOR ADDITIONAL ELEMENTS IN THE AREA SHOWN.
 - CONTRACTOR TO ROD AND CLEAN EXISTING CONDUITS PRIOR TO INSTALLING AND PULLING INNERDUCTS AND CABLES IN CONDUITS.
 - DETECTION/RAMP METER CONDUIT SHALL NOT BE INSTALLED IN ELECTRIC HANDHOLES (SEE DETAIL SHEET DT-45).
 - FOR DETECTOR PROBE INSTALLATION DETAILS, SEE SHEETS DT-23 AND DT-28.
 - FOR HANDHOLE DETAILS, SEE SHEET DT-44 AND DT-46.
 - FOR WIRING DETAILS, SEE SHEETS DET-48 THROUGH DET-53



REVISIONS		DATE
NAME		

ILLINOIS DEPARTMENT OF TRANSPORTATION
F.A.I. 94/90 (DAN RYAN EXPRESSWAY)
31st STREET TO I-57
SURVEILLANCE SYSTEM STATION
RAMP METERING AND DETECTOR SYSTEM
67TH ST. SITE LAYOUT
DET-27, DET-28, RM-12

SCALE: 1"=50'
DATE: October 29, 2004

DRAWN BY: CJH
CHECKED BY: MJL

**Edwards
AND
Kelcey**

ONE NORTH FRANKLIN
CHICAGO, IL 60606
PHONE: (312) 251-3000
FAX: (312) 251-3015
WEB: WWW.EDWARDS
ANDKELCEY.COM

10/15/2004 11:47:18 AM