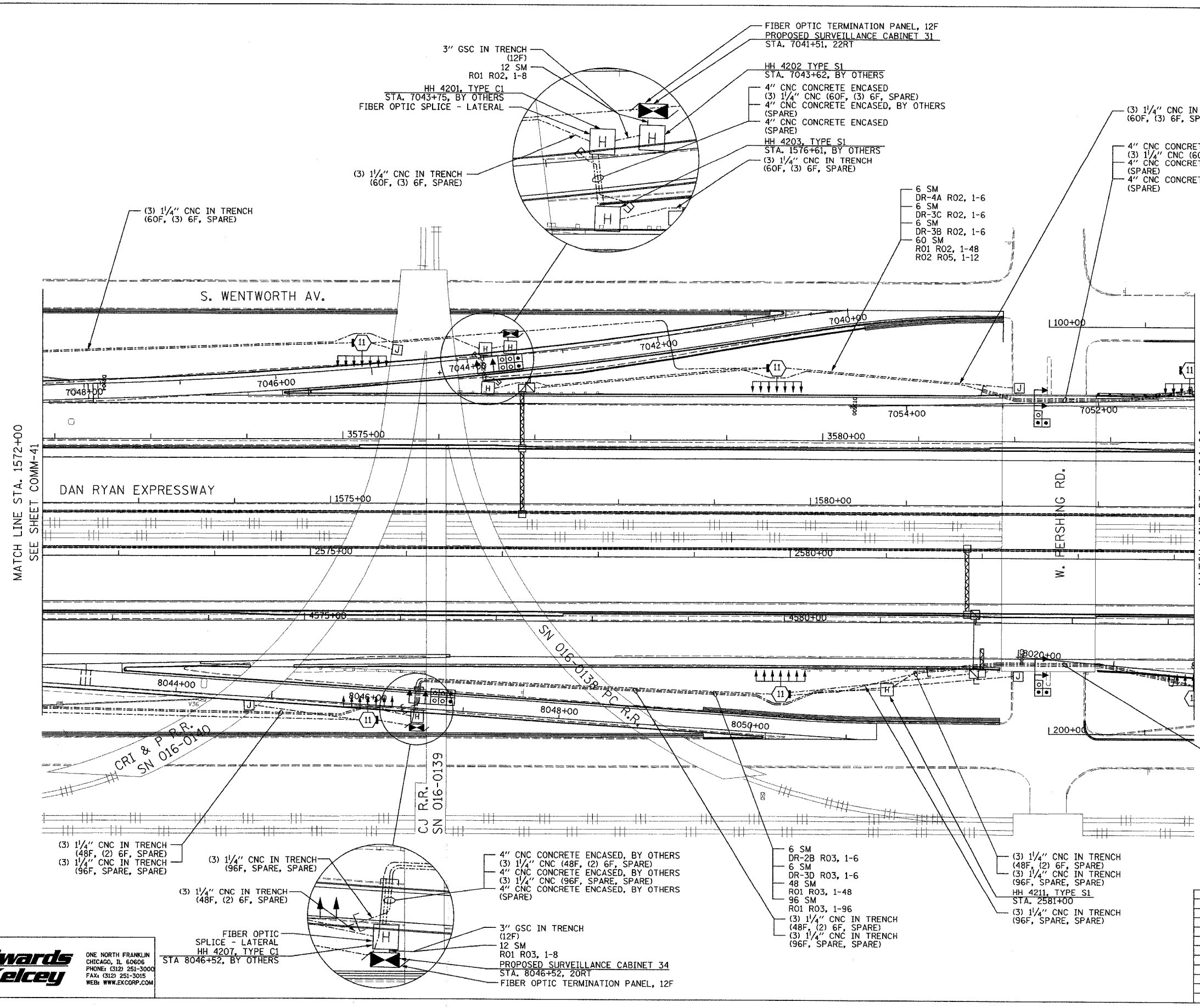
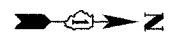


SECTION	COUNTY	TOTAL SHEETS	SHEET NO.
2003-0311	COOK	976	808
STA. 1572+00 TO STA. 1584+00			
FED. ROAD DIST. NO. ILLINOIS FED. AID PROJECT		62583	

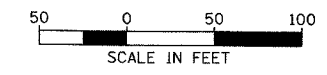


- NOTES:
1. SEE DRAWING ME-01 AND ME-02 FOR ELECTRICAL SYSTEMS AND ABBREVIATIONS.
 2. UNLESS OTHERWISE STATED, ALL NOTED CABLE AND CONDUIT TO BE FURNISHED AND INSTALLED UNDER THIS CONTRACT.
 3. TRENCHED CONDUITS INSTALLED IN PARALLEL ARE TO BE INSTALLED IN COMMON TRENCH.
 4. THIS SHEET ONLY DEPICTS INSTALLATION OF COMMUNICATIONS ELEMENTS. REFER TO SHEETS FOR OTHER SUBSYSTEMS FOR ADDITIONAL ELEMENTS IN THE AREA SHOWN.
 5. CONTRACTOR TO ROD AND CLEAN EXISTING CONDUITS PRIOR TO INSTALLING AND PULLING INNERDUCTS AND CABLES IN CONDUITS.
 6. COMMUNICATIONS CONDUIT SHALL NOT BE INSTALLED IN ELECTRIC HANDHOLES (SEE DETAIL SHEET DT-45).
 7. FOR HANDHOLE DETAILS, SEE SHEET DT-44 AND DT-46.

MATCH LINE STA. 1572+00
SEE SHEET COMM-41

MATCH LINE STA. 1584+00
SEE SHEET COMM-43

- 4" CNC CONCRETE ENCASED, BY OTHERS
- (3) 1/4" CNC (48F, (2) 6F, SPARE)
- 4" CNC CONCRETE ENCASED, BY OTHERS
- (3) 1/4" CNC (96F, SPARE, SPARE)
- 4" CNC CONCRETE ENCASED, BY OTHERS (SPARE)



COMM-42

REVISIONS	
NAME	DATE

ILLINOIS DEPARTMENT OF TRANSPORTATION
F.A.I. 94/90 (DAN RYAN EXPRESSWAY)
31st STREET TO I-57

COMMUNICATIONS BACKBONE CONDUIT
AND CABLE LAYOUT

SCALE: 1"=50'
DATE: October 29, 2004

DRAWN BY: DHI
CHECKED BY: BA

**Edwards
and Kelcey**

ONE NORTH FRANKLIN
CHICAGO, IL 60606
PHONE: (312) 251-3000
FAX: (312) 251-3015
WEB: WWW.EKCORP.COM

- FIBER OPTIC SPLICE - LATERAL
- HH 4207, TYPE C1
- STA 8046+52, BY OTHERS
- (3) 1/4" CNC IN TRENCH (48F, (2) 6F, SPARE)
- (3) 1/4" CNC IN TRENCH (96F, SPARE, SPARE)
- (3) 1/4" CNC IN TRENCH (48F, (2) 6F, SPARE)
- (3) 1/4" CNC IN TRENCH (96F, SPARE, SPARE)
- 4" CNC CONCRETE ENCASED, BY OTHERS (3) 1/4" CNC (48F, (2) 6F, SPARE)
- 4" CNC CONCRETE ENCASED, BY OTHERS (3) 1/4" CNC (96F, SPARE, SPARE)
- 4" CNC CONCRETE ENCASED, BY OTHERS (SPARE)
- 3" GSC IN TRENCH (12F) 12 SM R01 R03, 1-8
- PROPOSED SURVEILLANCE CABINET 34
- STA. 8046+52, 20RT
- FIBER OPTIC TERMINATION PANEL, 12F

- 6 SM DR-2B R03, 1-6
- 6 SM DR-3D R03, 1-6
- 48 SM R01 R03, 1-48
- 96 SM R01 R03, 1-96
- (3) 1/4" CNC IN TRENCH (48F, (2) 6F, SPARE)
- (3) 1/4" CNC IN TRENCH (96F, SPARE, SPARE)

- (3) 1/4" CNC IN TRENCH (48F, (2) 6F, SPARE)
- (3) 1/4" CNC IN TRENCH (96F, SPARE, SPARE)
- HH 4211, TYPE S1
- STA. 2581+00
- (3) 1/4" CNC IN TRENCH (96F, SPARE, SPARE)

10/14/2004 01:20:19 P