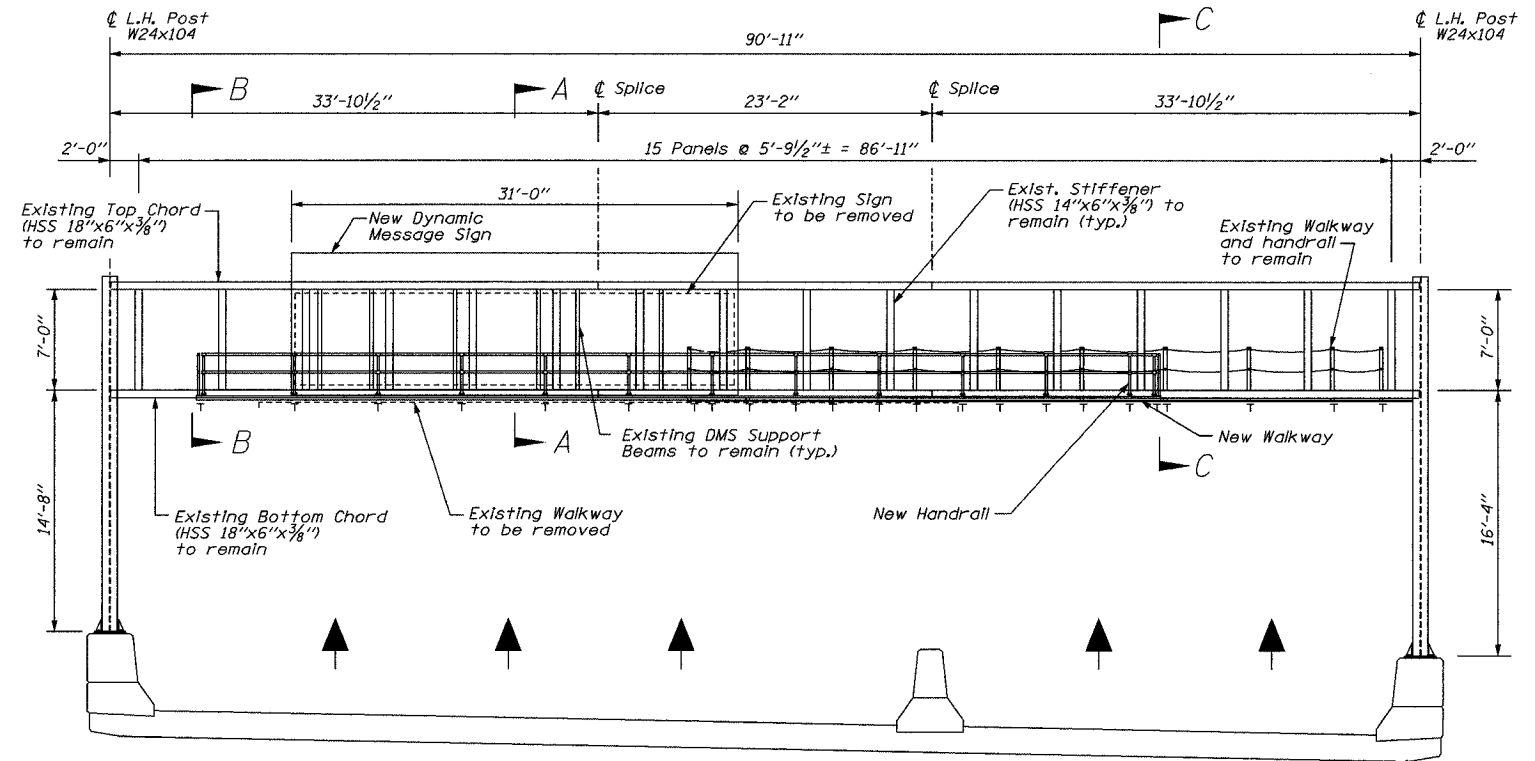
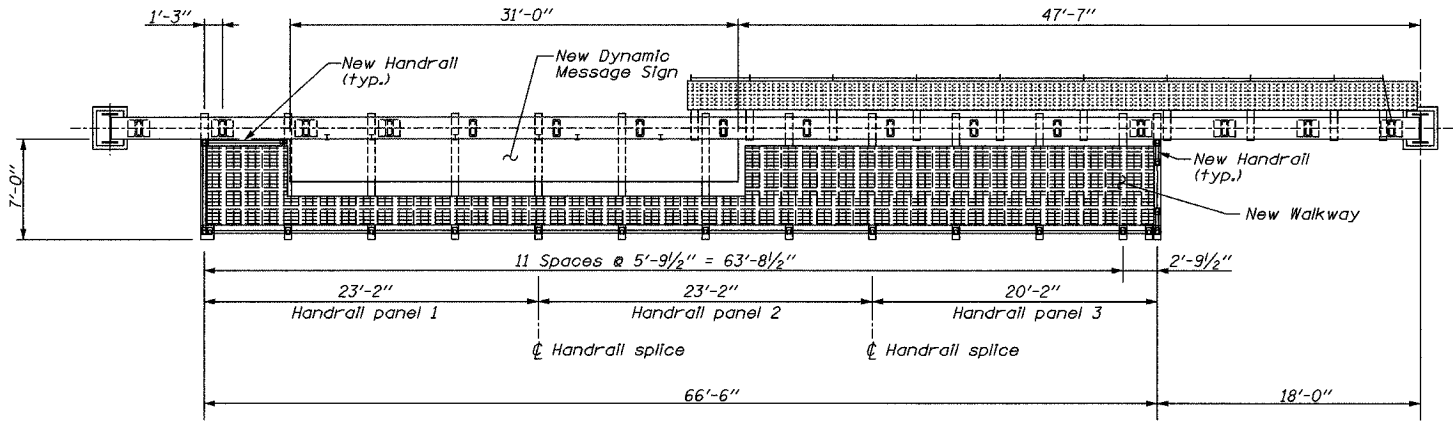
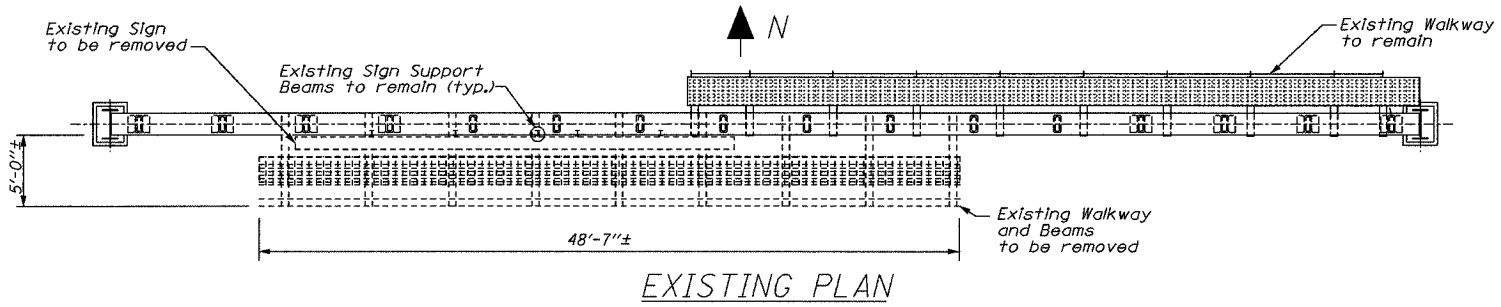


F.A.I. RTE.	SECTION	COUNTY	TOTAL SHEETS	SHEET NO.
94/90	2003-0311	COOK	976	903
STA.	TO STA.			
FED. ROAD DIST. NO.	ILLINOIS	FED. AID PROJECT		
62583				

P:\030103\030311\road\signs\2012\2a.dwg



GENERAL NOTES

1. PLAN DIMENSIONS AND DETAILS RELATIVE TO THE EXISTING STRUCTURE HAVE BEEN TAKEN FROM EXISTING PLANS AND ARE SUBJECT TO NOMINAL CONSTRUCTION VARIATIONS. IT SHALL BE CONTRACTOR'S RESPONSIBILITY TO VERIFY SUCH DIMENSIONS AND DETAILS IN THE FIELD AND MAKE NECESSARY APPROVED ADJUSTMENTS PRIOR TO ORDERING MATERIALS AND CONSTRUCTION. SUCH VARIATIONS SHALL NOT BE CAUSE FOR ADDITIONAL COMPENSATION FOR A CHANGE IN THE SCOPE OF THE WORK.
2. PRIOR TO BEGINNING FABRICATION AND/OR INSTALLATION, THE CONTRACTOR SHALL FIELD VERIFY ALL DIMENSIONS AND ELEVATIONS SHOWN OR OTHERWISE INFERRED INCLUDING INTERFACING OR ABUTTING AREAS AND NOTIFY ENGINEER OF ANY CONFLICTS OR CHANGES. FAILURE TO DO SO SHALL MAKE THE CONTRACTOR RESPONSIBLE FOR ALL MISFITS OR REWORK WHICH HE MUST CORRECT, REPLACE, OR REVISE TO THE SATISFACTION OF THE OWNER OR ENGINEER AT CONTRACTOR'S SOLE EXPENSE.
3. SHOP DRAWINGS BASED ON FIELD DIMENSIONS SHALL BE SUBMITTED TO ENGINEER PRIOR TO FABRICATION.
4. WELDING: ALL WELDING TO BE CONTINUOUS UNLESS OTHERWISE SHOWN. ALL WELDING TO BE MADE IN ACCORDANCE WITH CURRENT A.W.S. SPECIFICATIONS. ALUMINUM ALLOY FILLER WIRE FOR WELDING ALUMINUM SHALL CONFORM TO ASTM B-285 ER 5356.
5. HANDRAIL: HANDRAIL PIPE SHALL BE 1 1/4" Ø SCHED 40 ASTM B241 ALLOY 6063-T6 OR 6061-T6. HANDRAIL SUPPORT PIPE SHALL BE SPACED 6'-0" MAX ON CENTER.
6. STRUCTURAL STEEL SHALL CONFORM TO THE REQUIREMENTS OF AASHTO M 270 GRADE 36 (ASTM A36) AND SHALL BE GALVANIZED IN ACCORDANCE WITH THE SPECIFICATIONS FOR ZINC (HOT-GALVANIZED) COATINGS ON PRODUCTS FABRICATED FROM ROLLED STEEL, SHAPE PLATES, BARS, AND STRIP, AASHTO M 111 (ASTM A 123).
7. HIGH STRENGTH BOLTS SHALL CONFORM TO THE REQUIREMENTS OF AASHTO M164 (ASTM A325). PROVIDE TWO WASHERS AND HEX. LOCKNUT FOR EACH BOLT. FASTENERS AND HARDWARE ITEMS SHALL BE GALVANIZED IN ACCORDANCE WITH THE SPECIFICATION FOR ZINC COATING (HOT-DIP) ON IRON AND STEEL HARDWARE, AASHTO M 232 (ASTM A 153).
8. CONTRACTOR SHALL SUBMIT SHOP DRAWINGS FOR DMS ATTACHMENT TO OVERHEAD SIGN STRUCTURE.

LOADING:

80 MPH WIND VELOCITY PLUS 30% GUST FACTOR
WIND LOADING: 35 PSF NORMAL TO SIGN PANEL AREA
WALKWAY LOADING: DEAD LOAD PLUS 500# CONCENTRATED COST

DT-08

Edwards AND Kelcey
ONE NORTH FRANKLIN
CHICAGO, IL 60606
PHONE: (312) 251-3000
FAX: (312) 251-3015
WEB: WWW.EKCORP.COM

ELEVATION
(LOOKING NORTH)

REVISIONS		ILLINOIS DEPARTMENT OF TRANSPORTATION F.A.I. 94/90 (DAN RYAN EXPRESSWAY) 31st STREET to I-57
NAME	DATE	
		OVERHEAD DYNAMIC MESSAGE SIGN (DMS-08) GENERAL PLAN & ELEVATION
SCALE:	NONE	DRAWN BY: RLK
DATE:	October 29, 2004	CHECKED BY: JAP

11/23/2004 10:56:51 AM