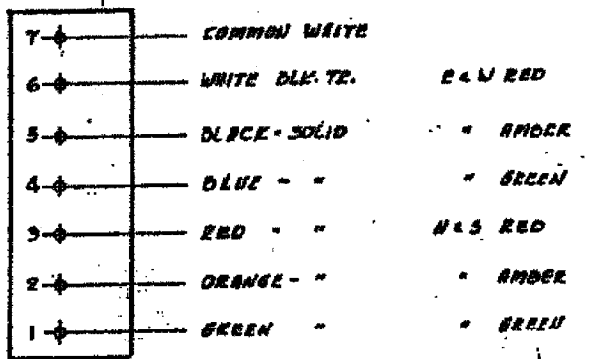



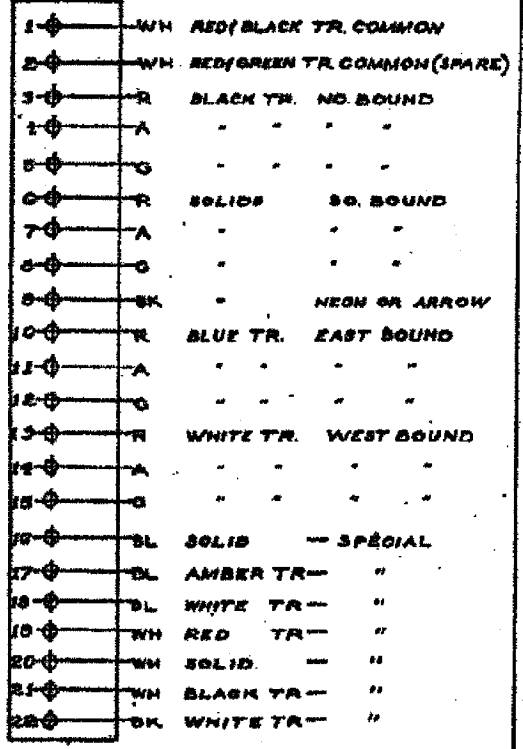
7 CONDUCTOR - T POINT STRIP



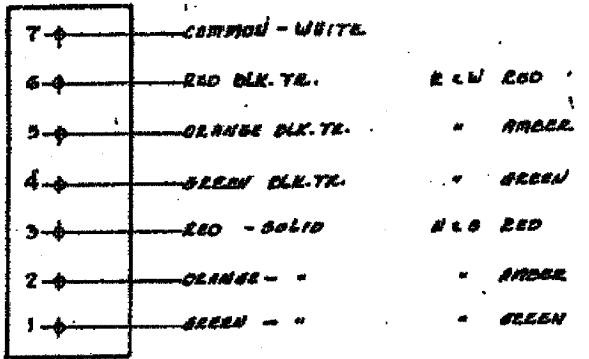
14 CONDUCTOR - 10 POINT STRIP




22 CONDUCTOR CODE
19 CODE - OMIT 19-21-22



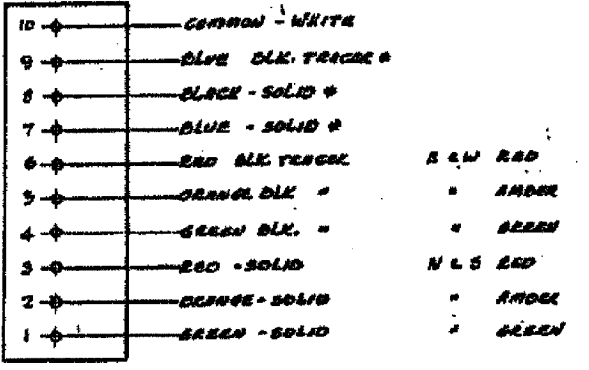
10 CONDUCTOR - T POINT STRIP



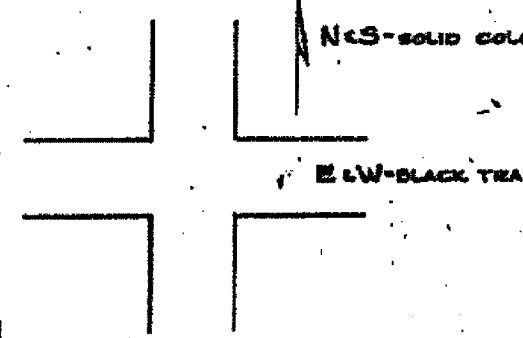
14 CONDUCTOR - 4 POINT STRIP



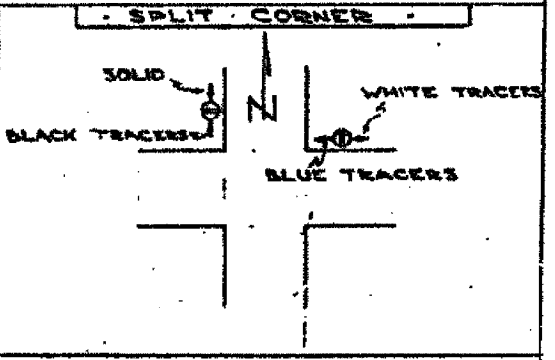
10 CONDUCTOR - 10 POINT STRIP



STRAIGHT CORNER



NOTE:
CONDUCTORS FOR
WALK SIGNALS &
VARIOUS MESSAGE
SIGNS AT DISCRETION
OF INSTALLER



TRAFFIC CONTROL SIGNALS STRIP WIRING LAYOUT

REVISED	CITY OF CHICAGO		
A 5-4-01	DEPT. OF STREETS AND SANITATION		
B 11-10-04	DIVISION OF ELECTRICAL OPERATION		
C	DESIGNED BY	DRAWN BY	CHECKED BY
D			
E			
F			
G	REV. 10-29-04	DATE	12268-A

5

30

BOE-17

REVISIONS	
NAME	DATE

10/25/2004 03:56:31 PM