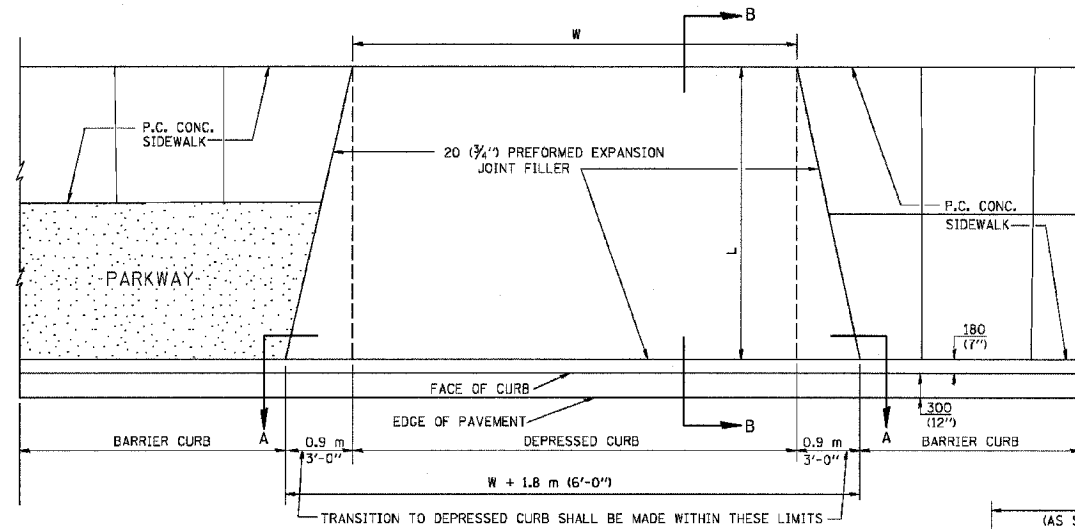


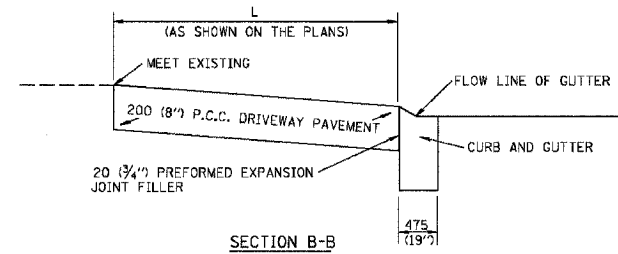
| P.A. NO./SR           | SECTION    | COUNTY | TOTAL SHEETS     | SHEET NO. |
|-----------------------|------------|--------|------------------|-----------|
|                       | 2004-075RS | CODK   | 65               | 46        |
| STA. TO STA.          |            |        |                  |           |
| FED. ROAD DIST. NO. 7 |            | BLINDS | FED. AID PROJECT |           |

62814

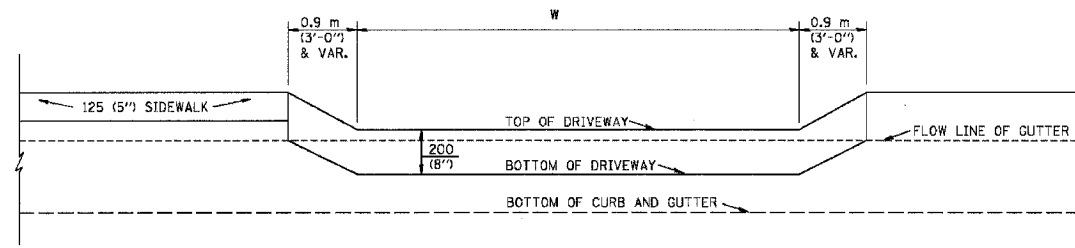


PLAN VIEW

- NOTES:
1. EXPANSION JOINTS SHALL BE CONSTRUCTED AS SHOWN ON THE DETAILS FOR P.C.C. SIDEWALK.
  2. THE CURB BETWEEN ADJACENT DRIVEWAYS SHALL BE FULL HEIGHT FOR A DISTANCE OF AT LEAST FOUR 1.2 METERS (4 FEET).
  3. P.C. CONCRETE DRIVEWAYS SHALL BE CONSTRUCTED AT LOCATIONS SHOWN ON THE PLANS OR AS DIRECTED BY THE ENGINEER.
  4. 20 (3/4) PREFORMED EXPANSION JOINTS WILL NOT BE PAID FOR SEPARATELY BUT SHALL BE CONSIDERED INCIDENTAL TO P.C.C. DRIVEWAY PAVEMENT 200 (8\"/>

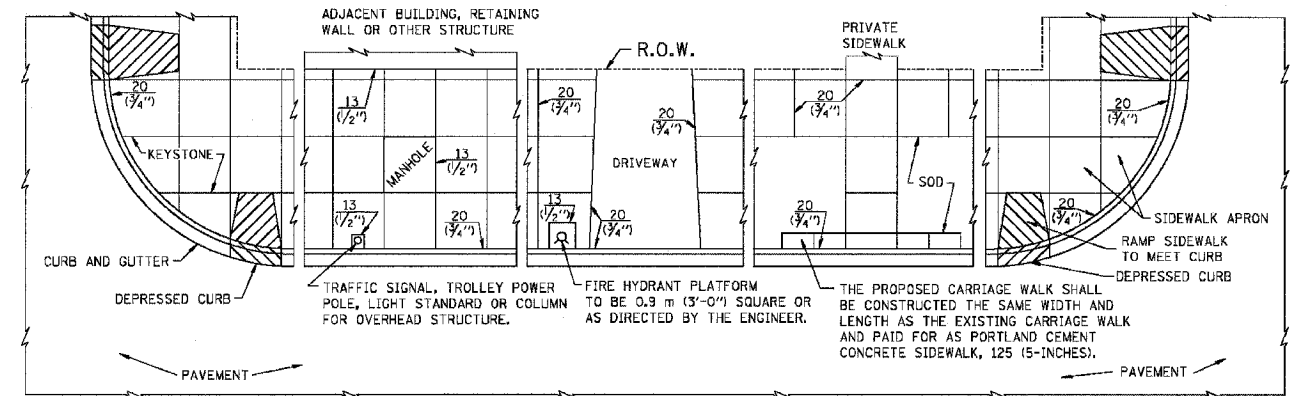


SECTION B-B



SECTION A-A

P.C.C. DRIVEWAY PAVEMENT DETAIL



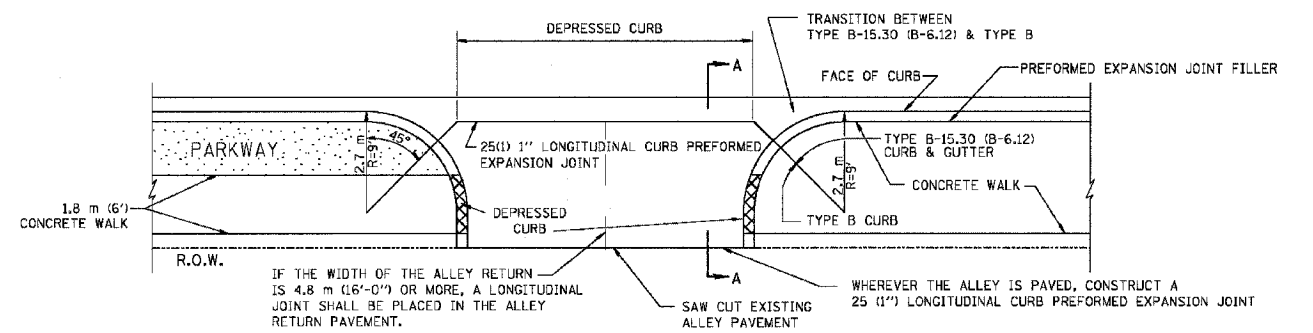
NOTES:

1. ONE-HALF INCH THICK EXPANSION JOINTS SHALL BE PLACED BETWEEN THE SIDEWALK AND ALL STRUCTURES SUCH AS LIGHT STANDARDS, TRAFFIC LIGHT STANDARDS, MANHOLES, WHICH EXTEND THROUGH THE SIDEWALK.
2. 20 (3/4) THICK EXPANSION JOINTS SHALL BE PLACED AT INTERVALS OF NOT MORE THAN 30 METERS (100 FEET) IN THE SIDEWALK. WHERE THE SIDEWALK IS CONSTRUCTED ADJACENT TO PAVEMENT OR CURB HAVING EXPANSION JOINTS, THE EXPANSION JOINTS IN THE SIDEWALK SHALL BE PLACED OPPOSITE THE EXISTING EXPANSION JOINTS AS NEARLY AS PRACTICABLE. EXPANSION JOINTS SHALL ALSO BE PLACED WHERE THE SIDEWALK ABUTS EXISTING SIDEWALKS, BETWEEN DRIVEWAY PAVEMENT AND SIDEWALK, AND BETWEEN SIDEWALK AND CURBS WHERE THE SIDEWALK ABUTS A CURB.

SLOPE FOR SIDEWALK  
25 (1) IN 0.9 m (3-0) IN CHICAGO

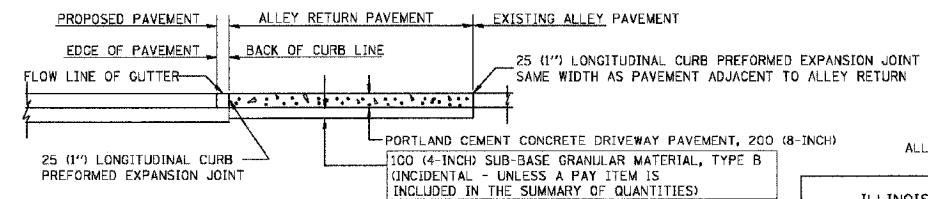
PORTLAND CEMENT CONCRETE SIDEWALK DETAILS

- NOTES: NO EXTRA COMPENSATION SHALL BE ALLOWED FOR THE GUTTER FLARE



IF THE WIDTH OF THE ALLEY RETURN IS 4.8 m (16-0) OR MORE, A LONGITUDINAL JOINT SHALL BE PLACED IN THE ALLEY RETURN PAVEMENT.

WHEREVER THE ALLEY IS PAVED, CONSTRUCT A 25 (1) LONGITUDINAL CURB PREFORMED EXPANSION JOINT



SECTION A-A

ALLEY RETURN DETAIL

ALL DIMENSIONS ARE IN MILLIMETERS (INCHES) UNLESS OTHERWISE SHOWN

| REVISIONS  |          |
|------------|----------|
| NAME       | DATE     |
| M. DE YONG | 06/13/90 |
|            |          |
|            |          |
|            |          |
|            |          |
|            |          |

ILLINOIS DEPARTMENT OF TRANSPORTATION  
CITY OF CHICAGO  
DETAILS FOR P.C. CONCRETE DRIVEWAY, ALLEY RETURN AND SIDEWALK

SCALE: NONE  
DATE: 10/18/2002

DRAWN BY RJH  
CHECKED BY BD400-03 (BD-17)

REVISION DATE: 06/13/90