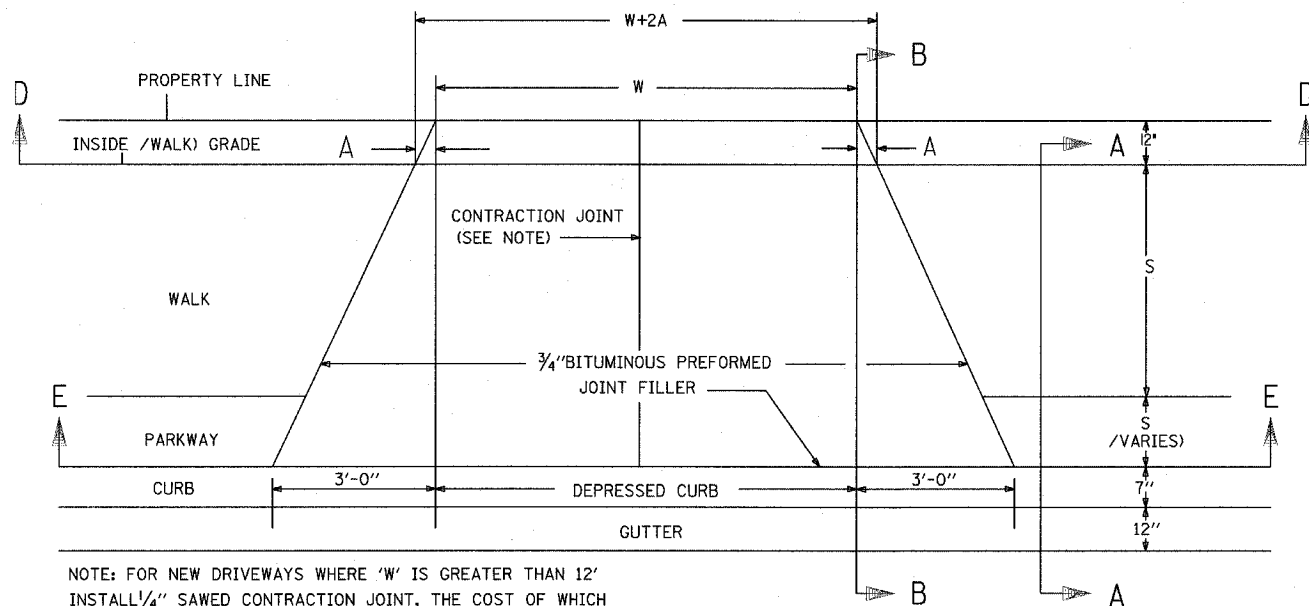
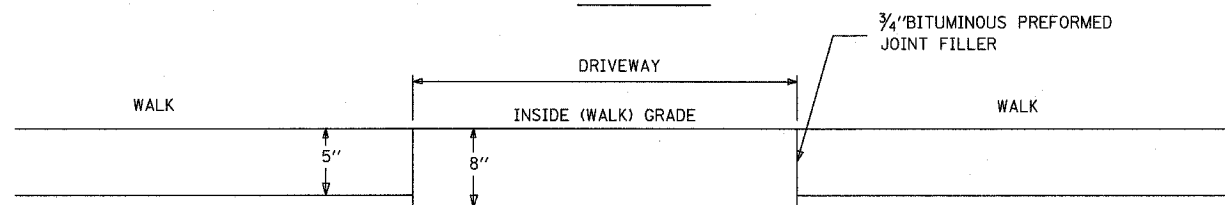


DETAIL OF DRIVEWAY CONSTRUCTION

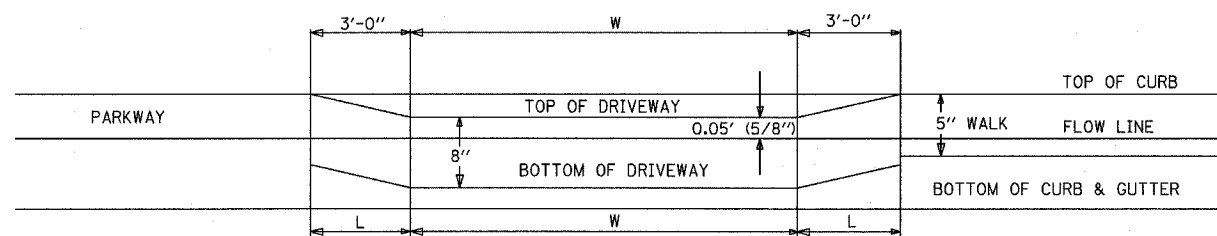


NOTE: FOR NEW DRIVEWAYS WHERE 'W' IS GREATER THAN 12' INSTALL 1/4" SAWED CONTRACTION JOINT. THE COST OF WHICH SHALL BE INCIDENTAL TO DRIVEWAY CONSTRUCTION.

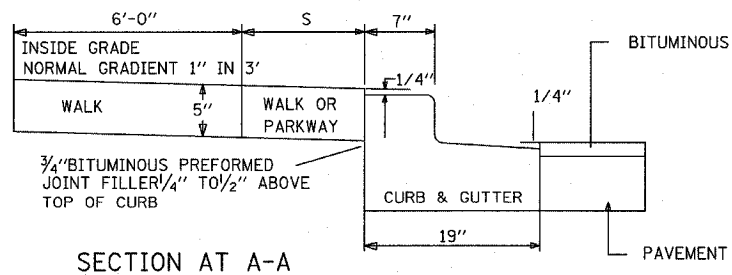
PLAN VIEW



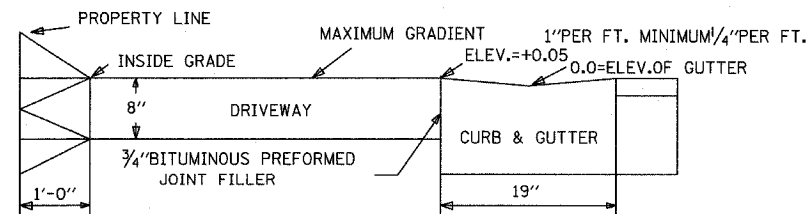
SECTION AT D-D



SECTION AT E-E



SECTION AT A-A



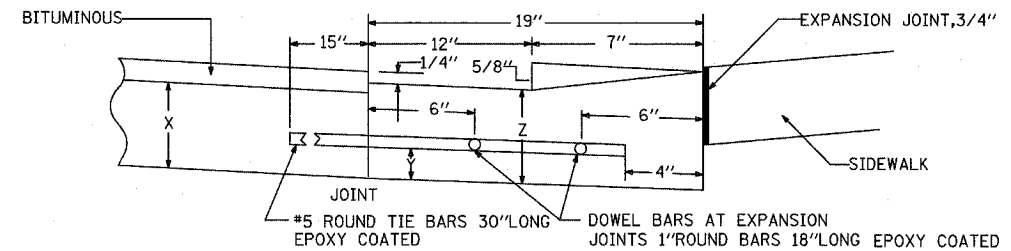
SECTION AT B-B

NOTE:

THE SLOPE OF THE DRIVEWAY IN THE ONE FT. SPACE ADJACENT TO THE PROPERTY LINE MAY BE ALTERED TO MEET EXISTING CONDITIONS.

L = LENGTH OF WALK TO BE ADJUSTED OR REBUILT  
W = WIDTH OF DRIVEWAY AT PROPERTY LINE  
S = WIDTH OF WALK OR PARKWAY

DEPRESSED CURB & GUTTER



IF NO ITEM IS PROVIDED FOR DEPRESSED CURB AND GUTTER, IT WILL BE PAID FOR AS TYPE BV.12 OR TYPE 3 COMBINATION CONCRETE CURB AND GUTTER.

NOTES:

ALL TIE BARS AND DOWEL BARS TO BE EPOXY COATED (INCIDENTAL).

X = THICKNESS OF PAVEMENT  
Y = ONE HALF THE THICKNESS OF CONCRETE PAVEMENT OR CONCRETE BASE.  
Z = 10" OR THICKNESS OF PROPOSED PAVEMENT - WHICHEVER IS GREATER

REVISIONS	
NAME	DATE

17/12/2004 12:02:01 PM