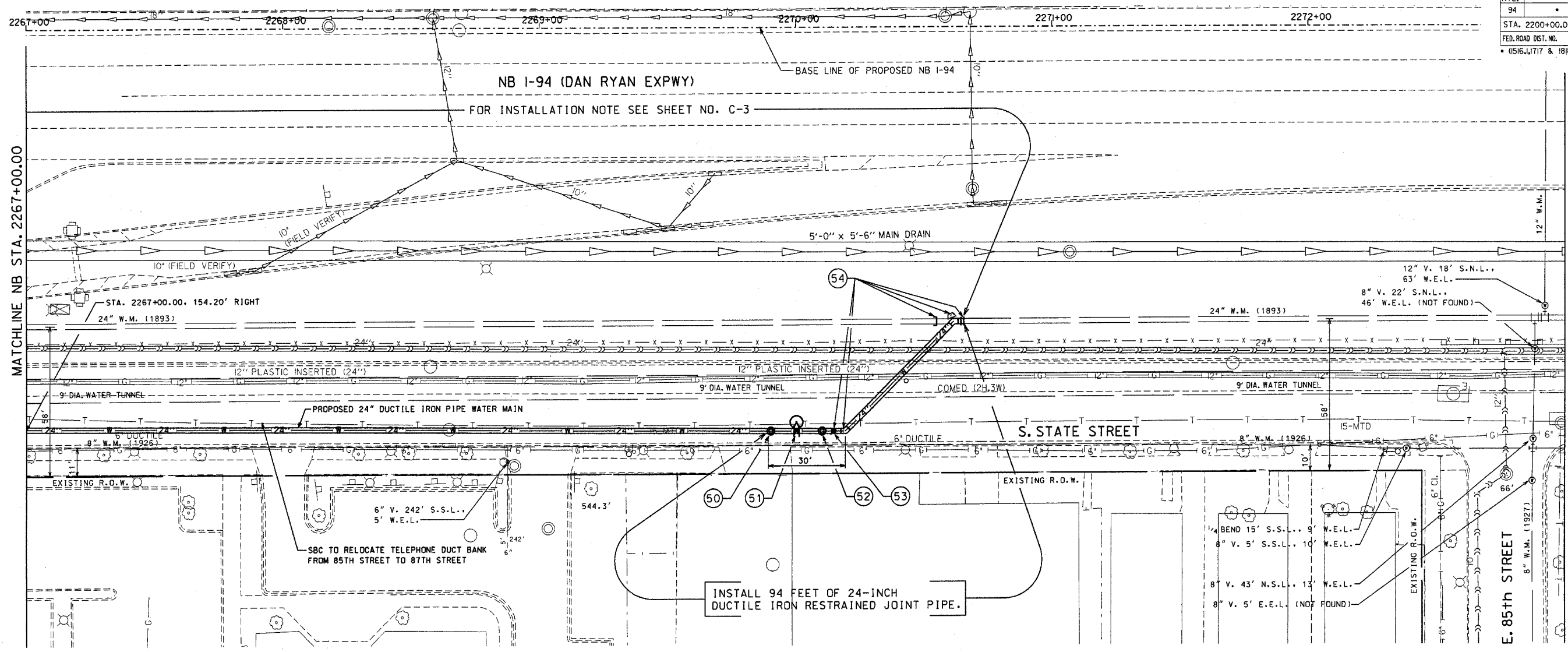
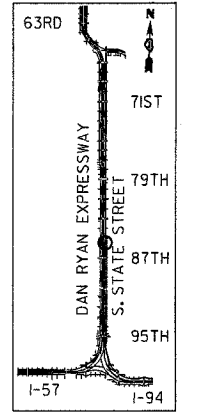


F.A.I. RTE.	SECTION	COUNTY	TOTAL SHEETS	SHEET NO.
94		COOK	115	136
STA. 2200+00.00	TO STA. 2362+00.00			
FED. ROAD DIST. NO.	ILLINOIS	FED. AID PROJECT		
(1516, 1717 & 1818) R-6			62872 (17D)	

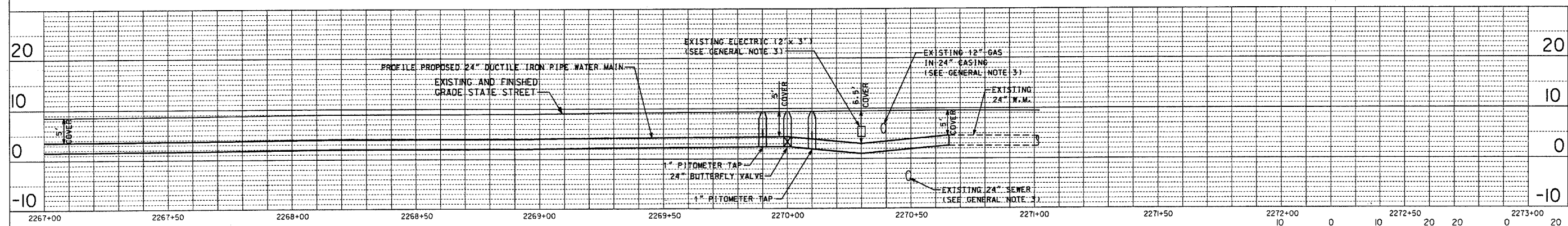


MATCHLINE NB STA. 2273+00.00

MATCHLINE NB STA. 2267+00.00



LOCATION MAP



C-13

FOR NOTE 49 SEE SHEET NO. C-11

- 50 WM. BID ITEM NO. 9
SET: 1" PITOMETER AT STA. 2269+90.00, 155.70' RIGHT
- 51 WM. BID ITEM NO. 2c
SET: 1-24" MJ BUTTERFLY VALVE AT STA. 2270+00.00, 155.70' RIGHT

- 52 WM. BID ITEM NO. 9
SET: 1" PITOMETER AT STA. 2270+10.00, 155.70' RIGHT
- 53 SET: 1-TEMPORARY HYDRANT FLUSH, PRESSURE TEST AND CHLORINATE THE NEW WATER MAIN FROM VALVE OF NOTE 36 TO TEMPORARY HYDRANT. AFTER THE NEW WATER MAIN IS TESTED AND APPROVED, OPEN EXISTING 24" VALVE INSTALLED IN DAN RYAN CONTRACT 24B (SEE NOTE 49). CLOSE THE EXISTING 24" VALVE ON WEST SIDE OF DAN RYAN EXPRESSWAY AT W. 87TH STREET. FLUSH AND CHLORINATE EXISTING 24" WATER MAIN ACROSS DAN RYAN EXPRESSWAY.

- 54 WM. BID ITEM NO. 3c, 7c
AFTER THE NEW WATER MAIN IS TESTED AND APPROVED, CUT, CAP AND BRACE THE EXISTING 24" WATER MAIN WITH: 1-24" MJ CAP
REMOVE THE TEMPORARY HYDRANT OF NOTE 53 AND CONNECT THE NEW WATER MAIN WITH THE EXISTING 24" WATER MAIN WITH: 1-24" TRANSITION SLEEVE
1-24" x 1/8 2BMJ BEND AT STA. 2270+19.00, 155.70' RIGHT
1-24" x 1/8 2BMJ BEND AT STA. 2270+61.20, 113.50' RIGHT
BUILD THRUST STRUCTURE TYPE-B AT THIS BEND, AS PER DETAIL. ABANDON THE EXISTING 24" WATER MAIN TO THE SOUTH.

FOR NOTE 55 SEE SHEET NO. C-11

VERTICAL SCALE: 1" = 10'-0"
HORIZONTAL SCALE: 1" = 20'-0"

REVISIONS	
NAME	DATE

ILLINOIS DEPARTMENT OF TRANSPORTATION
F.A.I. 94 (DAN RYAN EXPRESSWAY)
PLAN AND PROFILE
24-INCH WATER MAIN RELOCATION
S. STATE STREET
NB I-94, STA. 2267+00 TO 2273+00

SCALE: 1"=20'
DATE: SEPTEMBER 3, 2004
DRAWN BY:
CHECKED BY:

BASE DRAWING SHOWING EXISTING CONDITIONS AND UTILITIES IS PREPARED BY:
TYLIN INTERNATIONAL

DATE	BY	REVISION

DATE	BY	REVISION