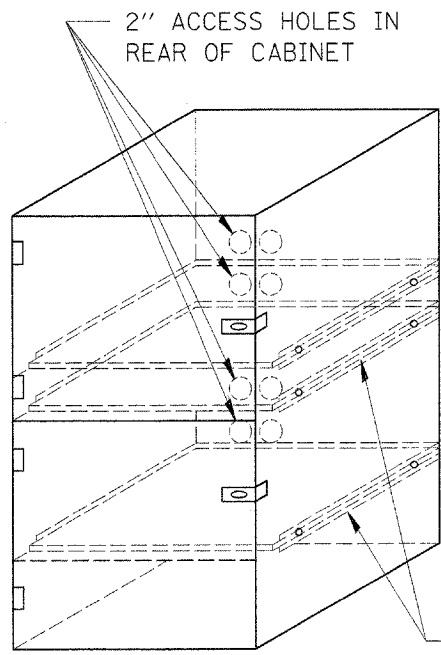


\*ALLOWS FOR 1/8" CLEARANCE AT TOP AND BOTTOM OF CABINET AND BETWEEN DOORS.

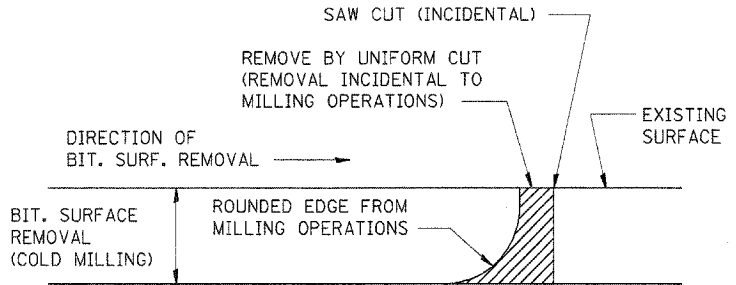
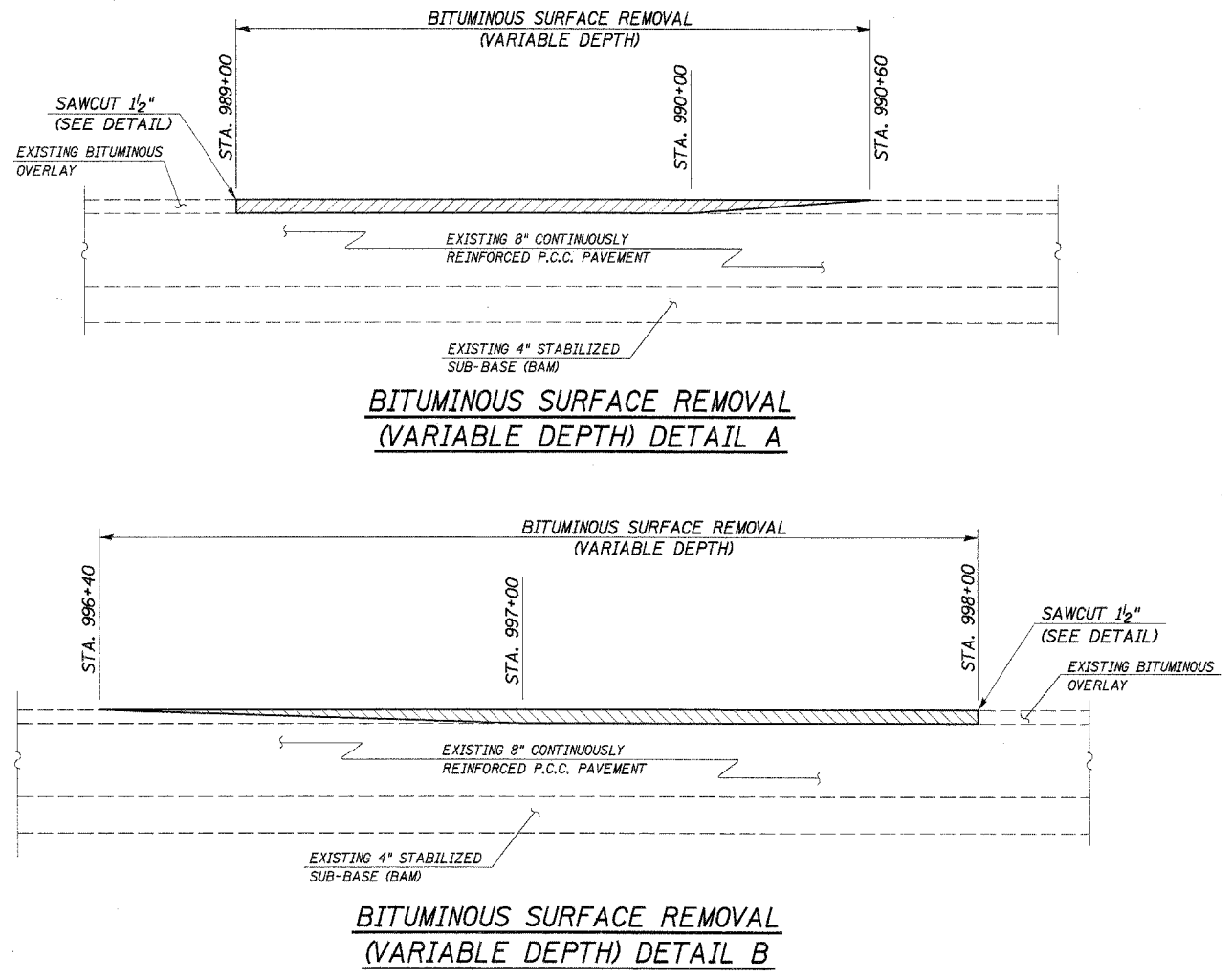
- NOTES:
1. USE 16 GAUGE STEEL FOR CABINET.
  2. THE TOP SHELF SHALL SLIDE IN OR OUT WITH THE TOP DOOR OPEN.
  3. ALL HINGES AND HASPS WILL BE WELDED TO THE CABINET.
  4. ALL EDGES SHALL BE GROUND SMOOTH.
  5. TWO (2" DIA.) ACCESS HOLES WILL BE REQUIRED FOR EACH SHELF.
  6. CABINET SHALL BE PAINTED WITH TWO COATS OF FLAT PAINT.
  7. 2 EACH MATCHING KEY PADLOCKS, WITH 3 KEYS PROVIDED, MASTER MODEL 3 T OR EQUIVALENT.
  8. 4 EACH PLAIN STEEL, NON-REMOVABLE PIN, NO HOLE 4"X4" SQUARE CORNER HINGES TO BE WELDED ON.
  9. 2 EACH EXTRA HEAVY, PLAIN STEEL, FIXED STAPLE, NO HOLE, 7 1/4 " HASPS TO BE WELDED ON.



FLAT STOCK DIMENSIONS VARY DEPENDING ON TYPE OF ROLLER ASSEMBLY.

**LOCKABLE COMPUTER CABINET**

**670-1**



NOTE: WHEN MILLING OPERATIONS PRODUCE A ROUNDED EDGE, THEN A SAW CUT SHALL BE USED TO MANUFACTURE A PERPENDICULAR EDGE AS SHOWN IN THE DETAIL. THE ENGINEER SHALL BE THE SOLE JUDGE CONCERNING THE USE OF THIS DETAIL

**BITUMINOUS DETAIL AT BUTT JOINTS**

**406-8**

**MISCELLANEOUS DETAILS**

FAP 697 (IL. RTE. 9) OVER WALL TOWN DRAINAGE DITCH SECTION 17BR-1 FORD COUNTY S.N. 027-0094

4440 ASH GROVE SPRINGFIELD, IL. 62707 (217) 793-8600 oasinc@famvid.com

**OZYURT AND STONE, INC.** CONSULTING ENGINEERS

JOB NO.: 0306.2  
FILE: DET02.D  
DATE: 08-17-